



Summary report

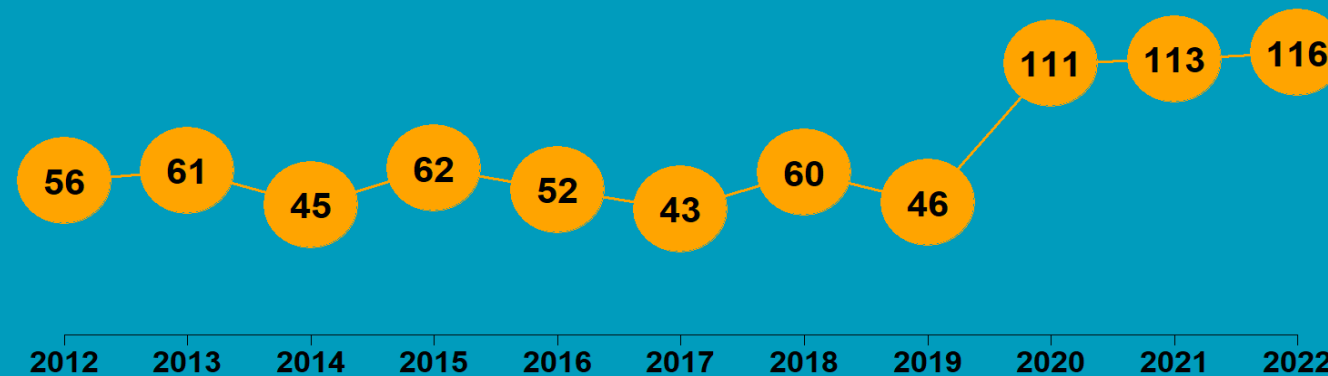
NELSON REGION

2022

State of NZ Garden Birds

Te Āhua o ngā Manu o te Kāri i Aotearoa

NUMBER OF SURVEYED GARDENS





We have estimated how bird counts have changed over the last 10- and 5-year periods in different regions, districts, and neighbourhoods across New Zealand for 14 common garden visitors – five native and nine introduced birds.

Thanks to all our volunteer bird counters, 44,357 garden surveys have been completed nationwide since 2012. We use specialised statistical tools to account for variation in sampling effort between regions, districts, and suburbs over time. We also account for variation in bird counts depending on whether the surveyed gardens were in a rural or urban setting, and whether birds were fed or not. Finally, we correct for the actual number of gardens in each area.

We then classify these changes according to their direction and size (see diagram below) to help us identify changes of potential concern or interest.

How have bird counts changed?

Drawing attention to changes in counts that may be of concern or interest




NELSON | Kererū | Kererū


How have garden bird counts changed in this region?



Last 10 years
2012–22




**RAPID INCREASE
REGIONALLY**


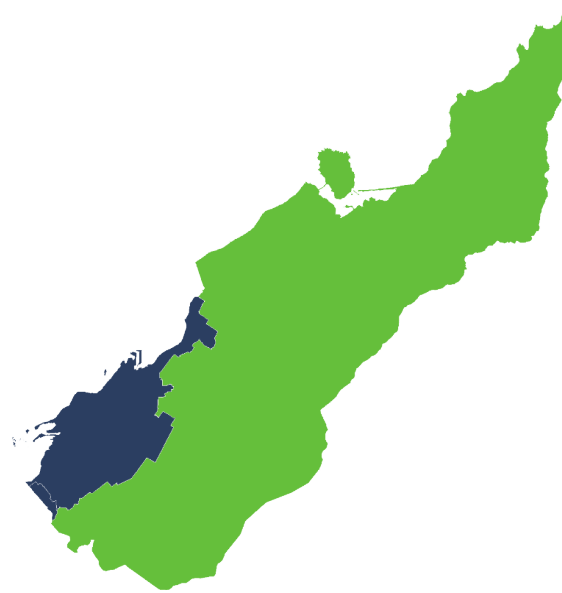


**MODERATE INCREASE
NATIONALLY**

Last 5 years
2017–22



**RAPID INCREASE
REGIONALLY**



**SHALLOW INCREASE
NATIONALLY**


- | | |
|-----------------------|--------------------|
| ■ Rapid increase | ■ Shallow decline |
| ■ Moderate increase | ■ Moderate decline |
| ■ Shallow increase | ■ Rapid decline |
| ■ No or little change | |

NELSON | Greenfinch

How have garden bird counts changed in this region?



Last 10 years
2012–22




**MODERATE INCREASE
REGIONALLY**


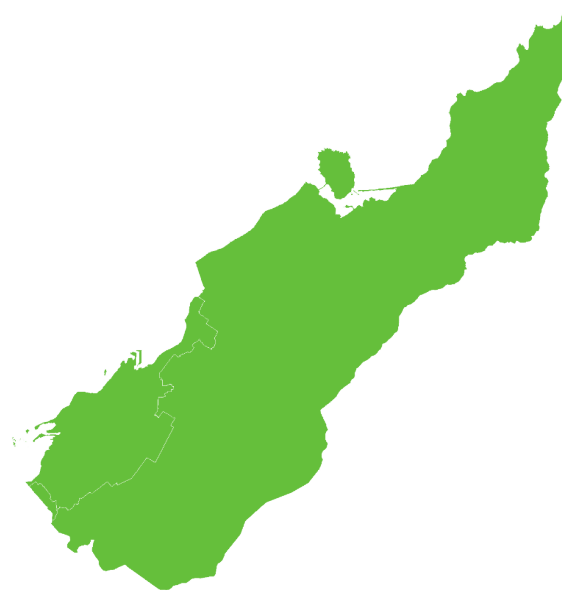


**MODERATE INCREASE
NATIONALLY**

Last 5 years
2017–22



**SHALLOW INCREASE
REGIONALLY**



**SHALLOW INCREASE
NATIONALLY**


- | | |
|-----------------------|--------------------|
| ■ Rapid increase | ■ Shallow decline |
| ■ Moderate increase | ■ Moderate decline |
| ■ Shallow increase | ■ Rapid decline |
| ■ No or little change | |

NELSON | Goldfinch


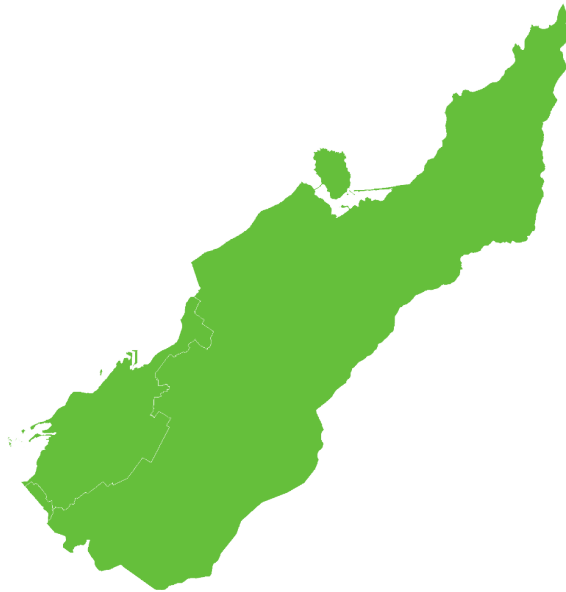
How have garden bird counts changed in this region?



Last 10 years
2012–22



SHALLOW INCREASE
REGIONALLY


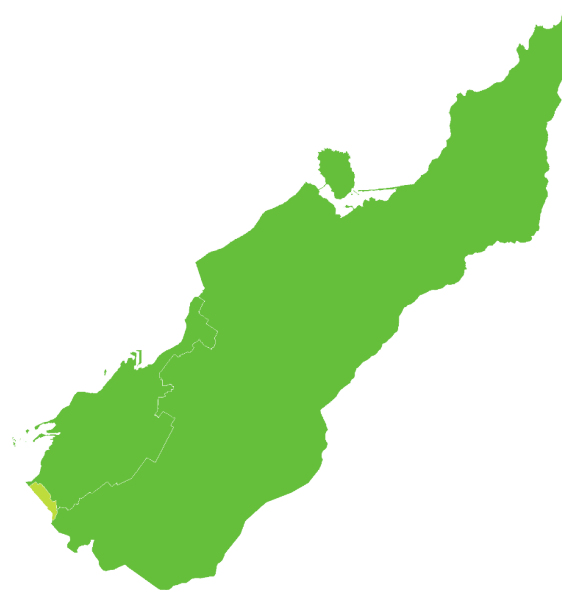


SHALLOW INCREASE
NATIONALLY

Last 5 years
2017–22



SHALLOW INCREASE
REGIONALLY



LITTLE OR NO CHANGE
NATIONALLY

- Rapid increase
- Moderate increase
- Shallow increase
- No or little change
- Shallow decline
- Moderate decline
- Rapid decline

NELSON | Fantail | Pīwakawaka


How have garden bird counts changed in this region?



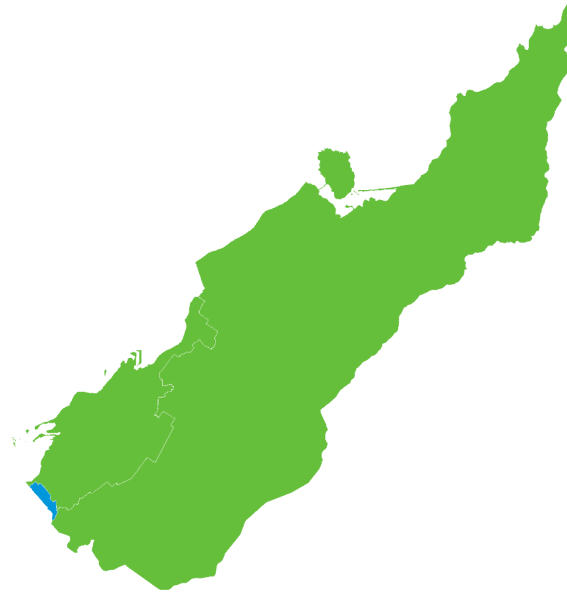
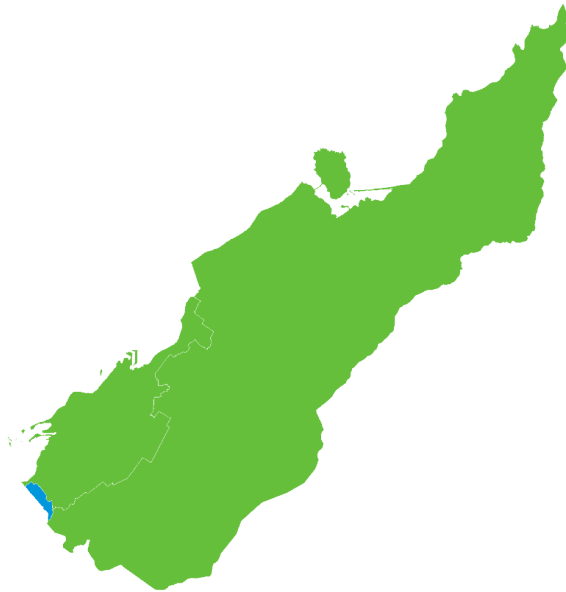
Last 10 years
2012–22



SHALLOW INCREASE
REGIONALLY




MODERATE INCREASE
NATIONALLY



Last 5 years
2017–22



SHALLOW INCREASE
REGIONALLY



MODERATE INCREASE
NATIONALLY

- | | |
|-----------------------|--------------------|
| ■ Rapid increase | ■ Shallow decline |
| ■ Moderate increase | ■ Moderate decline |
| ■ Shallow increase | ■ Rapid decline |
| ■ No or little change | |

NELSON | Bellbird | Korimako

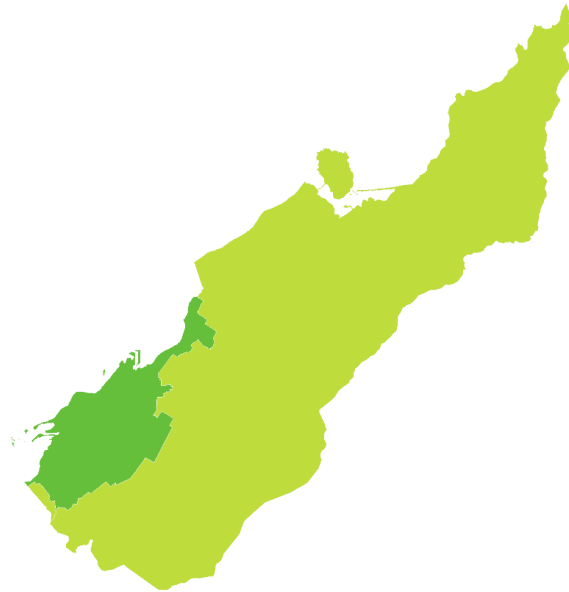
How have garden bird counts changed in this region?



Last 10 years
2012–22



SHALLOW INCREASE
REGIONALLY


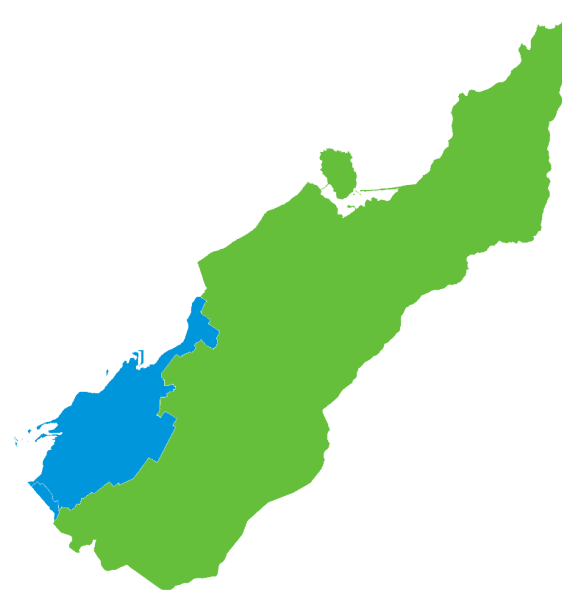


LITTLE OR NO CHANGE
NATIONALLY

Last 5 years
2017–22



SHALLOW INCREASE
REGIONALLY



SHALLOW DECLINE
NATIONALLY

- | | |
|-----------------------|--------------------|
| ■ Rapid increase | ■ Shallow decline |
| ■ Moderate increase | ■ Moderate decline |
| ■ Shallow increase | ■ Rapid decline |
| ■ No or little change | |

NELSON | Blackbird | Manu pango

How have garden bird counts changed in this region?



Last 10 years
2012–22



SHALLOW INCREASE
REGIONALLY

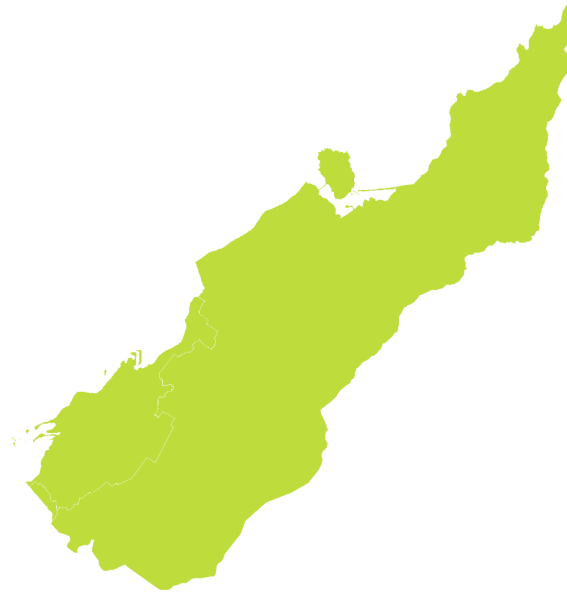


SHALLOW INCREASE
NATIONALLY

Last 5 years
2017–22



LITTLE OR NO CHANGE
REGIONALLY



SHALLOW INCREASE
NATIONALLY

- | | |
|-----------------------|--------------------|
| ■ Rapid increase | ■ Shallow decline |
| ■ Moderate increase | ■ Moderate decline |
| ■ Shallow increase | ■ Rapid decline |
| ■ No or little change | |

NELSON | Chaffinch | Pahirini


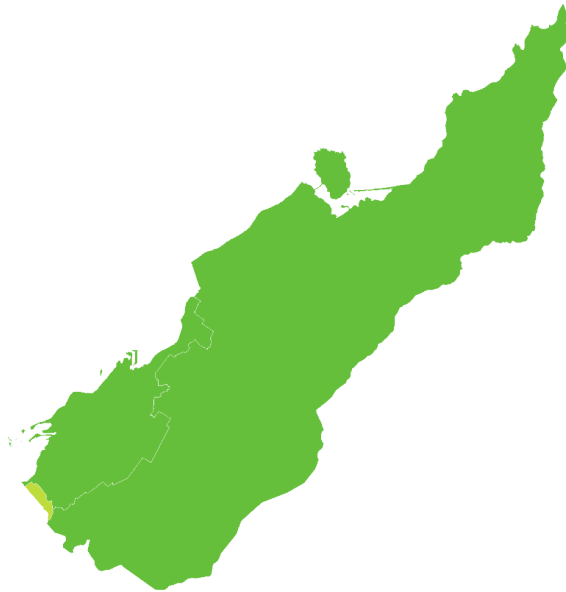
How have garden bird counts changed in this region?



Last 10 years
2012–22




SHALLOW INCREASE
REGIONALLY




LITTLE OR NO CHANGE
NATIONALLY

Last 5 years
2017–22



SHALLOW DECLINE
REGIONALLY



MODERATE DECLINE
NATIONALLY

- Rapid increase
- Moderate increase
- Shallow increase
- No or little change
- Shallow decline
- Moderate decline
- Rapid decline

NELSON | Tūī | Kōkō

How have garden bird counts changed in this region?



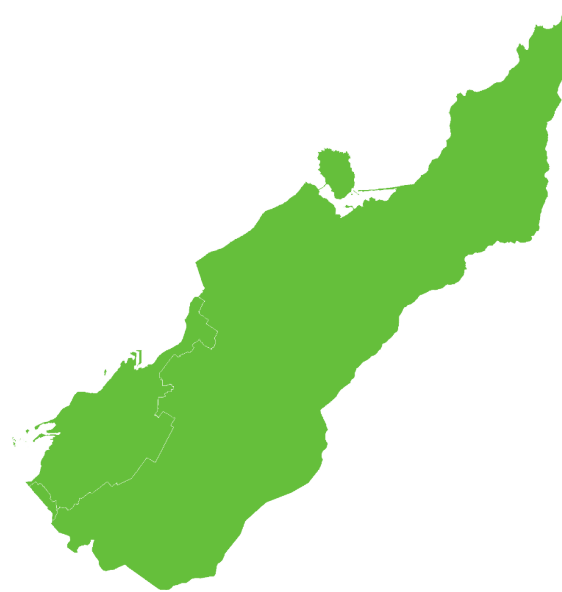
Last 10 years
2012–22




SHALLOW INCREASE
REGIONALLY




SHALLOW INCREASE
NATIONALLY



Last 5 years
2017–22



SHALLOW INCREASE
REGIONALLY



SHALLOW INCREASE
NATIONALLY


- | | |
|-----------------------|--------------------|
| ■ Rapid increase | ■ Shallow decline |
| ■ Moderate increase | ■ Moderate decline |
| ■ Shallow increase | ■ Rapid decline |
| ■ No or little change | |

NELSON | Silvereye | Tauhou


How have garden bird counts changed in this region?



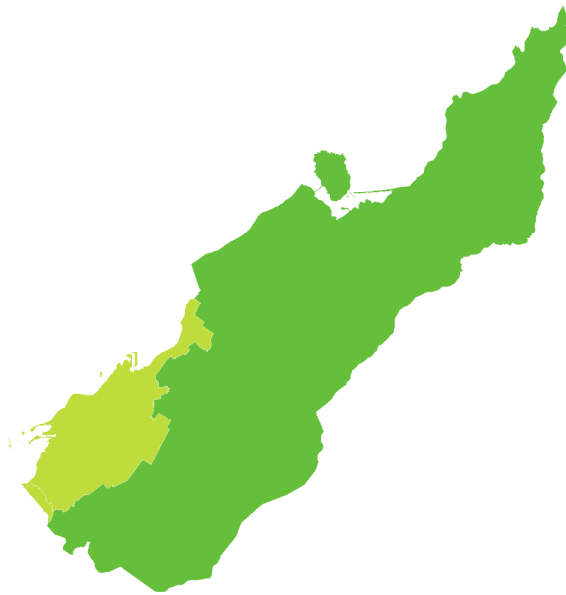
Last 10 years
2012–22




LITTLE OR NO CHANGE
REGIONALLY




SHALLOW DECLINE
NATIONALLY



Last 5 years
2017–22



MODERATE INCREASE
REGIONALLY



LITTLE OR NO CHANGE
NATIONALLY



- Rapid increase
- Moderate increase
- Shallow increase
- No or little change
- Shallow decline
- Moderate decline
- Rapid decline

NELSON | House sparrow | Tiu

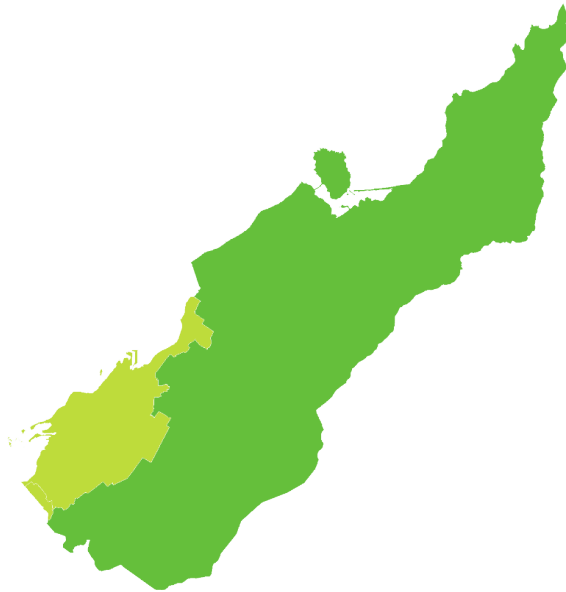
How have garden bird counts changed in this region?



Last 10 years
2012–22



LITTLE OR NO CHANGE
REGIONALLY


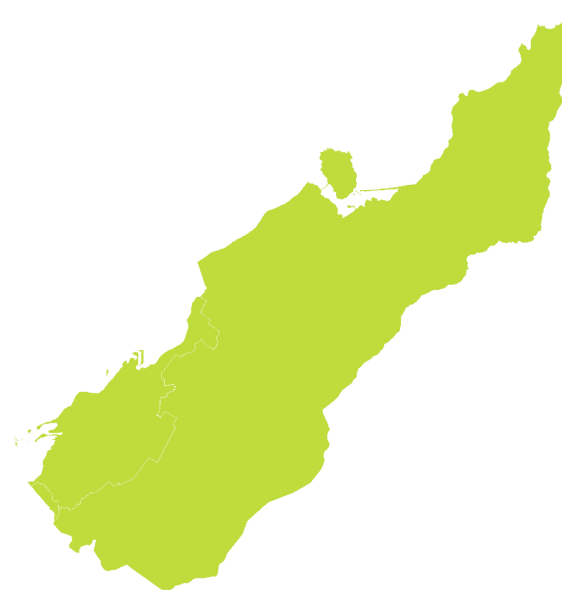


LITTLE OR NO CHANGE
NATIONALLY

Last 5 years
2017–22



LITTLE OR NO CHANGE
REGIONALLY



LITTLE OR NO CHANGE
NATIONALLY

- Rapid increase
- Moderate increase
- Shallow increase
- No or little change
- Shallow decline
- Moderate decline
- Rapid decline

NELSON | Starling | Tāringi

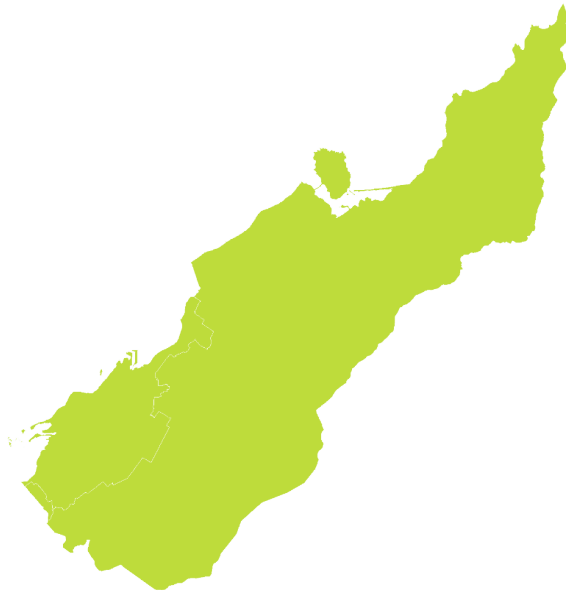
How have garden bird counts changed in this region?



Last 10 years
2012–22



LITTLE OR NO CHANGE
REGIONALLY



SHALLOW DECLINE
NATIONALLY

Last 5 years
2017–22



SHALLOW DECLINE
REGIONALLY



SHALLOW DECLINE
NATIONALLY


- Rapid increase
- Moderate increase
- Shallow increase
- No or little change
- Shallow decline
- Moderate decline
- Rapid decline

NELSON | Song thrush


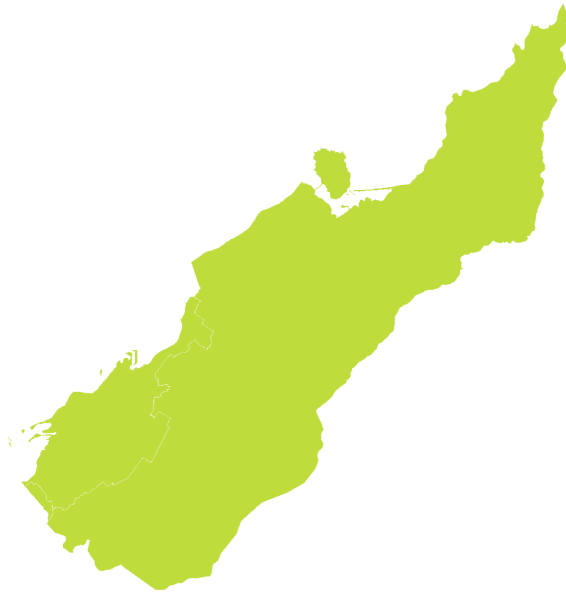
How have garden bird counts changed in this region?



Last 10 years
2012–22



LITTLE OR NO CHANGE
REGIONALLY

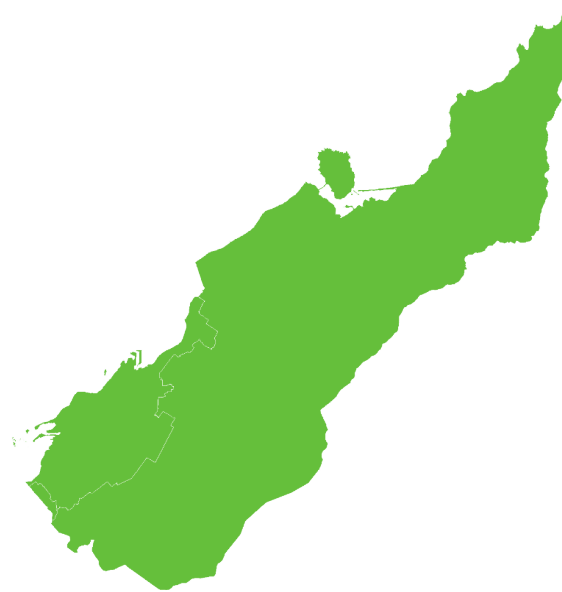


LITTLE OR NO CHANGE
NATIONALLY

Last 5 years
2017–22



SHALLOW INCREASE
REGIONALLY



LITTLE OR NO CHANGE
NATIONALLY


- | | |
|-----------------------|--------------------|
| ■ Rapid increase | ■ Shallow decline |
| ■ Moderate increase | ■ Moderate decline |
| ■ Shallow increase | ■ Rapid decline |
| ■ No or little change | |

NELSON | Dunnock


How have garden bird counts changed in this region?



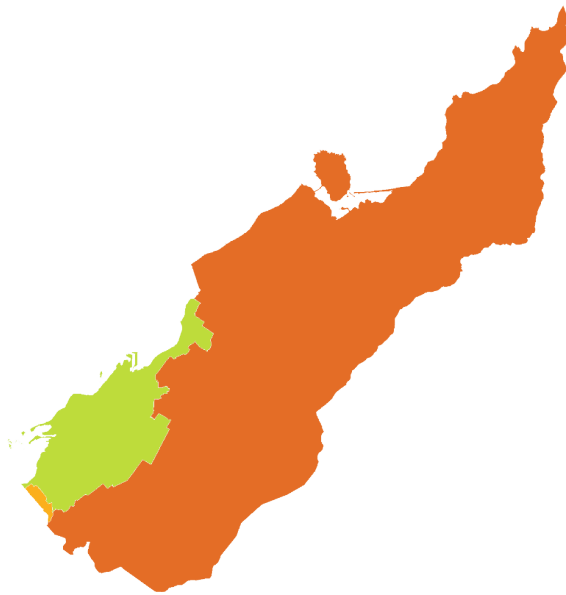
Last 10 years
2012–22




LITTLE OR NO CHANGE
REGIONALLY




SHALLOW DECLINE
NATIONALLY



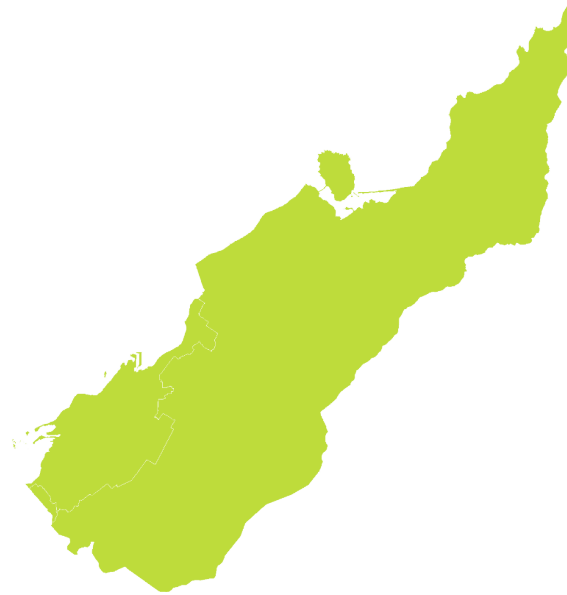
Last 5 years
2017–22




LITTLE OR NO CHANGE
REGIONALLY



LITTLE OR NO CHANGE
NATIONALLY



- | | |
|-----------------------|--------------------|
| ■ Rapid increase | ■ Shallow decline |
| ■ Moderate increase | ■ Moderate decline |
| ■ Shallow increase | ■ Rapid decline |
| ■ No or little change | |



New Zealand
**GARDEN
BIRD
SURVEY**

2023
24 June to 2 July

Visit our webpage to learn more:

<https://gardenbirdsurvey.nz/>

This report should be cited as: Hayman E, Brandt AJ, MacLeod CJ, Howard S, Diprose G, Gormley AM, Spurr EB. 2022.
State of NZ Garden Birds 2022 | Te Āhua o ngā Manu o te Kāri i Aotearoa.
Manaaki Whenua – Landcare Research, Lincoln. ISSN 2744-5267.



**Manaaki
Whenua**
Landcare
Research