



New Zealand  
**GARDEN  
BIRD  
SURVEY**

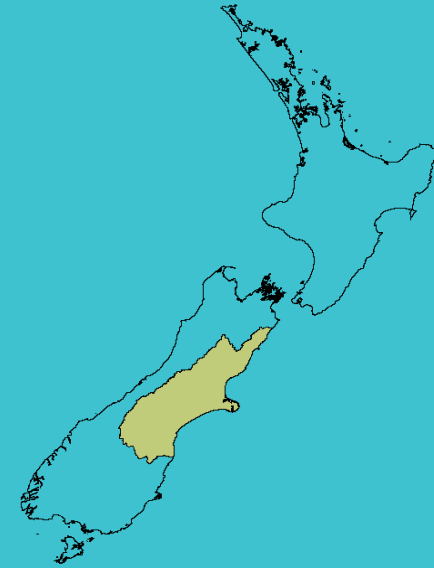
Summary report

## CANTERBURY REGION

# 2018

## State of NZ Garden Birds

Te Āhua o ngā Manu o te Kāri i Aotearoa



### NUMBER OF SURVEYED GARDENS



Manaaki  
Whenua  
Landcare  
Research

We have estimated how bird counts have changed over the last 10 and 5 year periods in different regions, districts and neighbourhoods across New Zealand for 14 common garden visitors – five native and nine introduced birds.

Thanks to all our volunteer bird counters, 34,686 garden surveys have been completed nationwide since 2008. We use specialised statistical tools to account for variation in sampling effort between regions, districts and suburbs over time. We also account for variation in bird counts depending on whether the surveyed gardens were in a rural or urban setting and if birds were fed or not. We also correct for the actual number of gardens in each area.

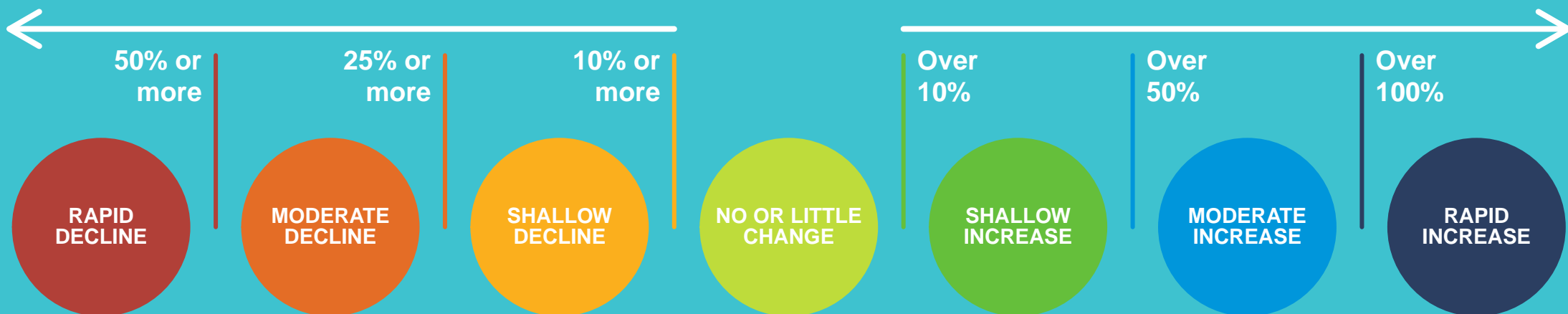
We then classify these changes according to their direction and size (see diagram below) to help us identify changes of potential concern or interest.

**How have  
bird counts  
changed?**

**Drawing attention to changes in counts  
that may be of concern or interest**

**Decline over 10 years**

**Increase over 10 years**




# CANTERBURY | Tūī | Kōkō

## How have garden bird counts changed in this region?



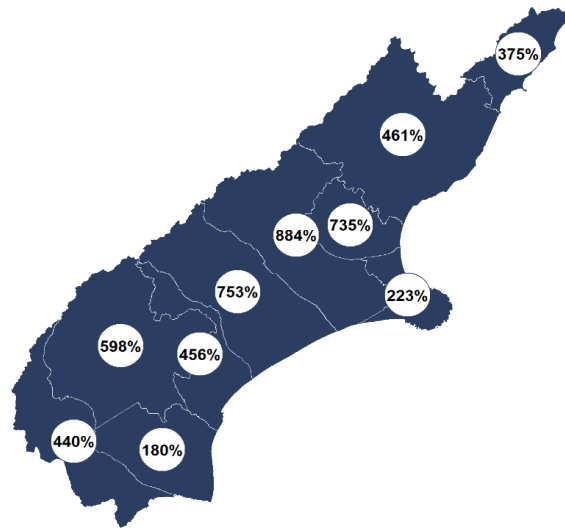
Last 10 years  
2008–18




**RAPID INCREASE  
REGIONALLY**



**SHALLOW INCREASE  
NATIONALLY**



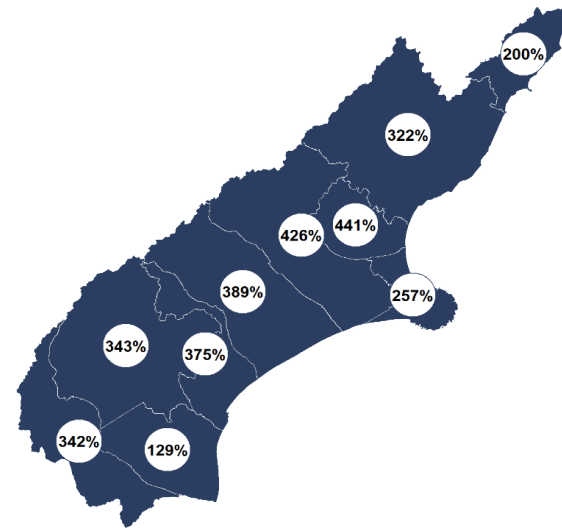
Last 5 years  
2013–18



**RAPID INCREASE  
REGIONALLY**



**MODERATE INCREASE  
NATIONALLY**



- |  |   |
|--|---|
| <span style="color: #002060;">■</span> Rapid increase      | <span style="color: #FFA500;">■</span> Shallow decline  |
| <span style="color: #0070C0;">■</span> Moderate increase   | <span style="color: #FF8C00;">■</span> Moderate decline |
| <span style="color: #32CD32;">■</span> Shallow increase    | <span style="color: #C00000;">■</span> Rapid decline    |
| <span style="color: #9ACD32;">■</span> No or little change |   |

# CANTERBURY | Fantail | Pīwaiwaka

## How have garden bird counts changed in this region?



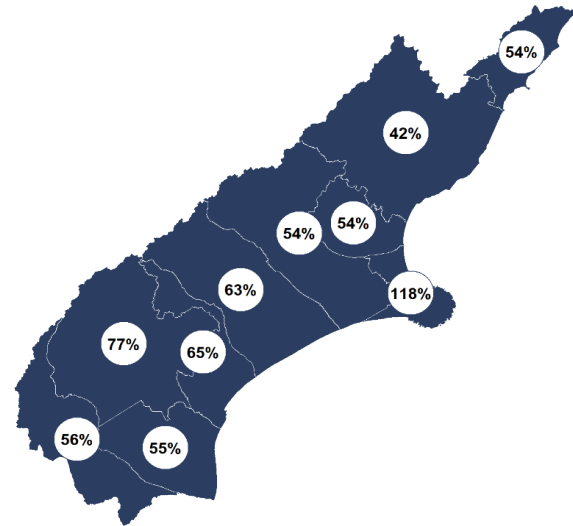
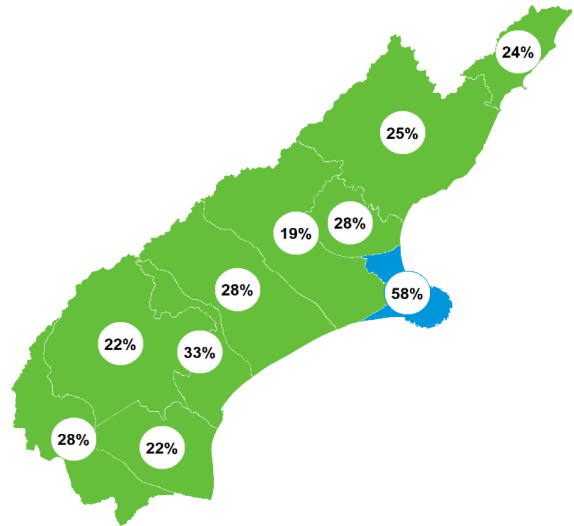
Last 10 years  
2008–18



SHALLOW INCREASE  
REGIONALLY



SHALLOW INCREASE  
NATIONALLY



Last 5 years  
2013–18



RAPID INCREASE  
REGIONALLY



SHALLOW INCREASE  
NATIONALLY


- Rapid increase
- Moderate increase
- Shallow increase
- No or little change
- Shallow decline
- Moderate decline
- Rapid decline

# CANTERBURY | Greenfinch


## How have garden bird counts changed in this region?



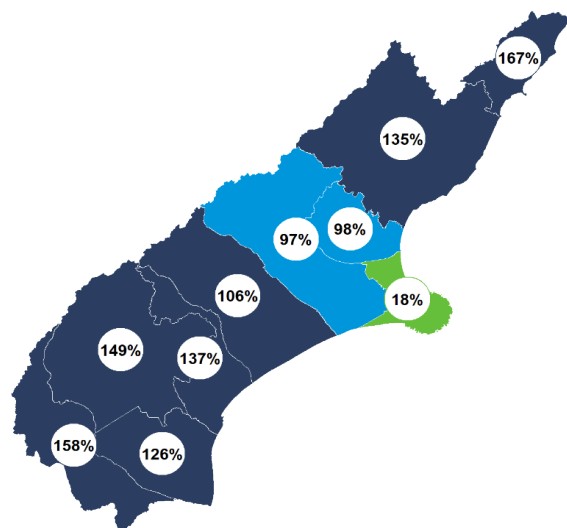
Last 10 years  
2008–18




SHALLOW INCREASE  
REGIONALLY




MODERATE INCREASE  
NATIONALLY



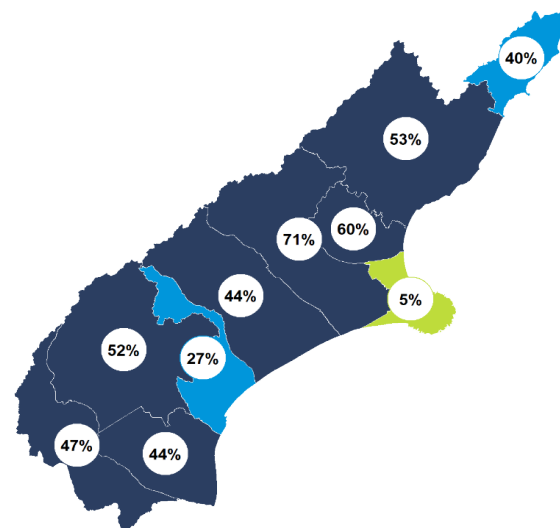
Last 5 years  
2013–18



SHALLOW INCREASE  
REGIONALLY



SHALLOW INCREASE  
NATIONALLY



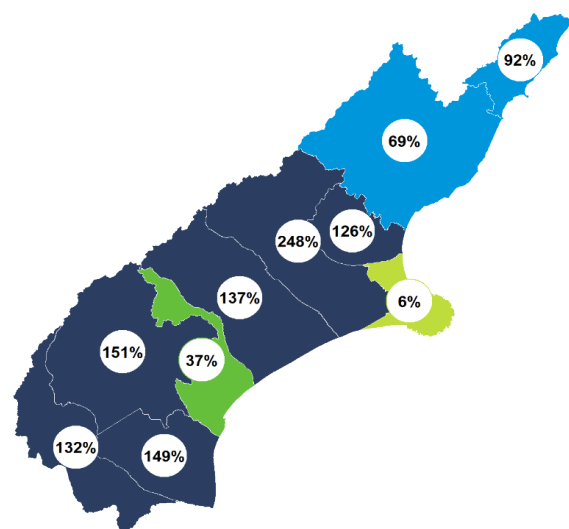
■ Rapid increase	■ Shallow decline
■ Moderate increase	■ Moderate decline
■ Shallow increase	■ Rapid decline
■ No or little change	

# CANTERBURY | NZ pigeon | Kererū

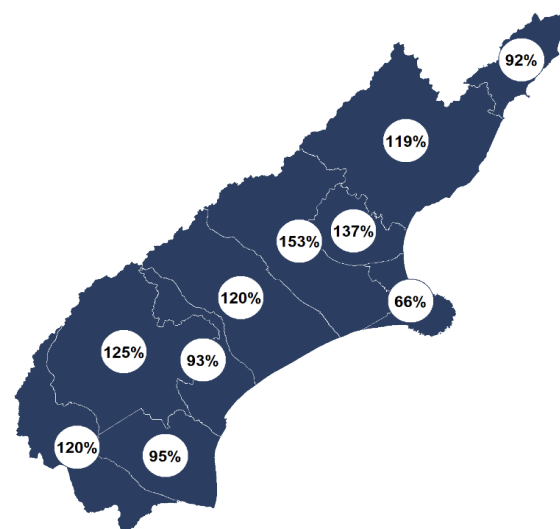
## How have garden bird counts changed in this region?



Last 10 years  
2008–18



Last 5 years  
2013–18



- |                       |                    |
|-----------------------|--------------------|
| ■ Rapid increase      | ■ Shallow decline  |
| ■ Moderate increase   | ■ Moderate decline |
| ■ Shallow increase    | ■ Rapid decline    |
| ■ No or little change |                    |

# CANTERBURY | House sparrow | Tiu

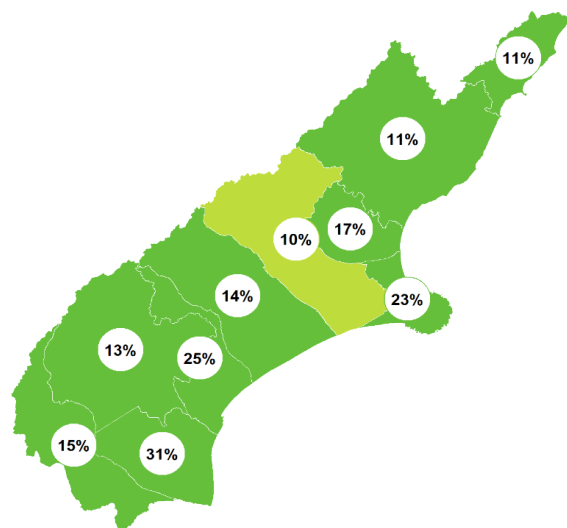
## How have garden bird counts changed in this region?



Last 10 years  
2008–18




SHALLOW INCREASE  
REGIONALLY


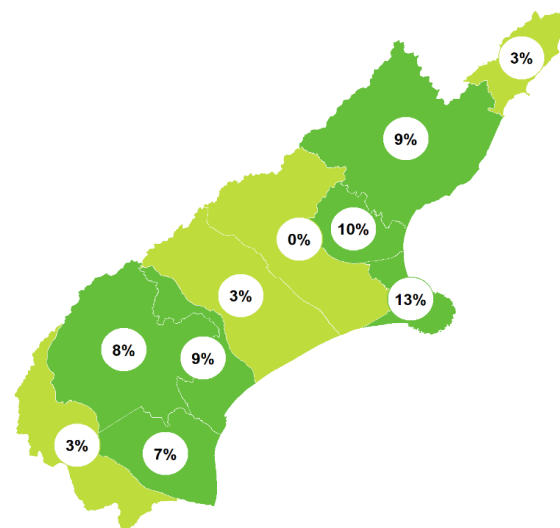


LITTLE OR NO CHANGE  
NATIONALLY

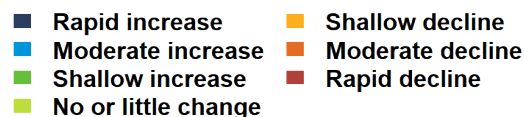
Last 5 years  
2013–18



SHALLOW INCREASE  
REGIONALLY



LITTLE OR NO CHANGE  
NATIONALLY



# CANTERBURY | Chaffinch | Pahirini

## How have garden bird counts changed in this region?



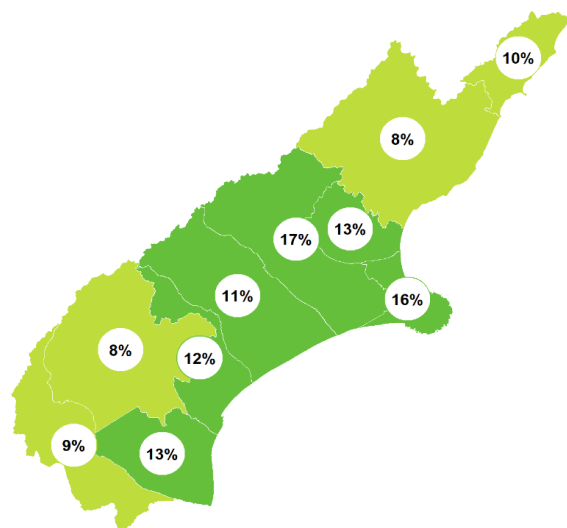
Last 10 years  
2008–18



SHALLOW INCREASE  
REGIONALLY



LITTLE OR NO CHANGE  
NATIONALLY



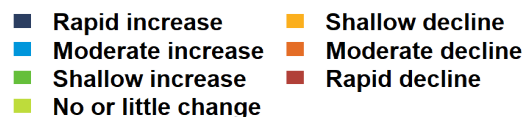
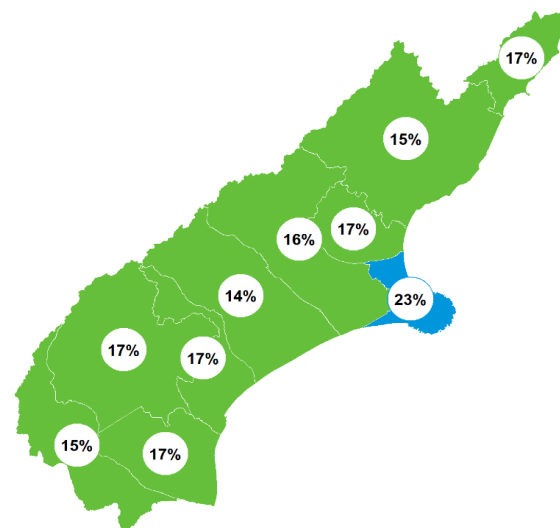
Last 5 years  
2013–18



SHALLOW INCREASE  
REGIONALLY



LITTLE OR NO CHANGE  
NATIONALLY





# CANTERBURY | Bellbird | Korimako

## How have garden bird counts changed in this region?



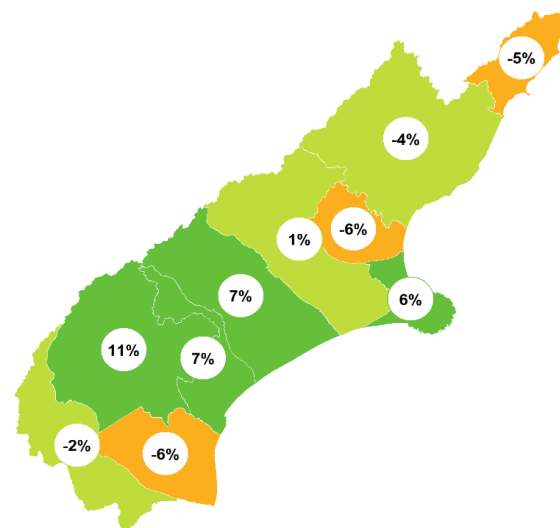
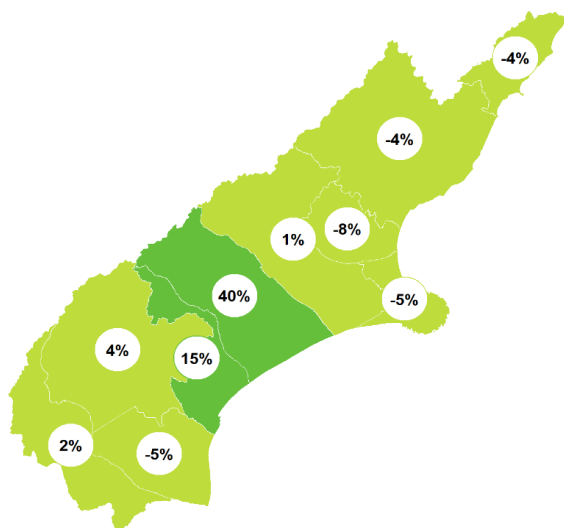
Last 10 years  
2008–18



LITTLE OR NO CHANGE  
REGIONALLY



LITTLE OR NO CHANGE  
NATIONALLY



Last 5 years  
2013–18



LITTLE OR NO CHANGE  
REGIONALLY



LITTLE OR NO CHANGE  
NATIONALLY



# CANTERBURY | Blackbird | Manu pango

## How have garden bird counts changed in this region?



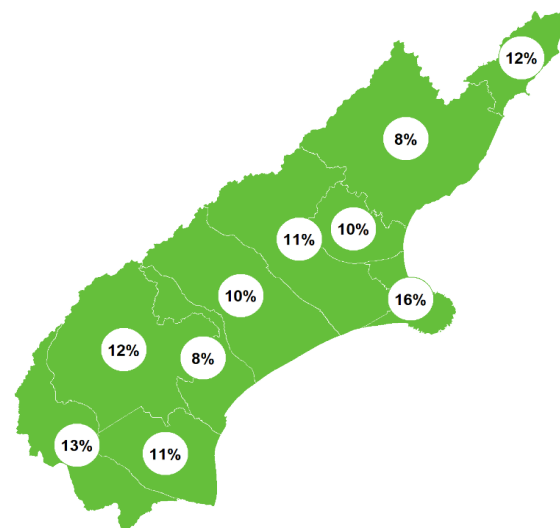
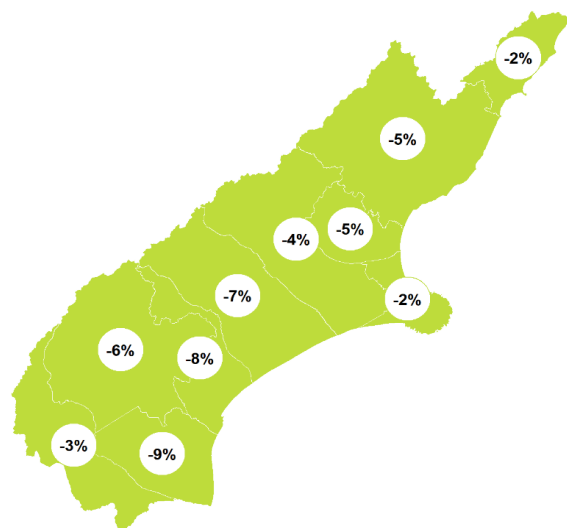
Last 10 years  
2008–18



**LITTLE OR NO CHANGE  
REGIONALLY**



**LITTLE OR NO CHANGE  
NATIONALLY**



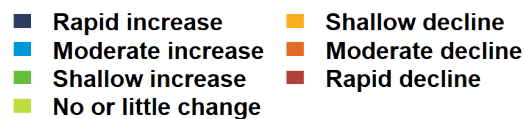
Last 5 years  
2013–18



**SHALLOW INCREASE  
REGIONALLY**



**SHALLOW INCREASE  
NATIONALLY**


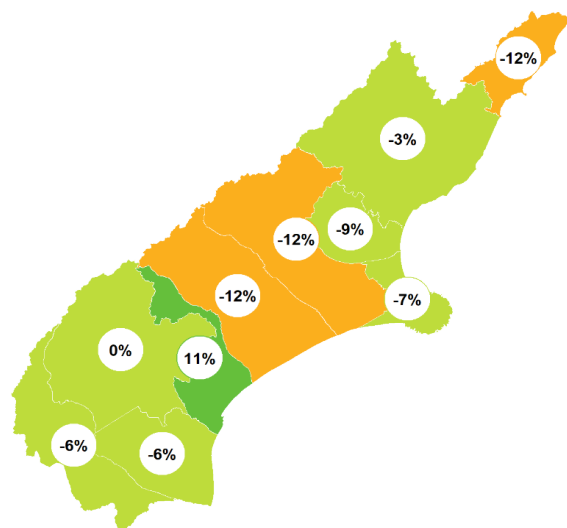


# CANTERBURY | Dunnock

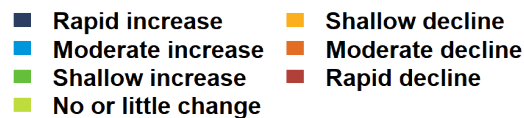
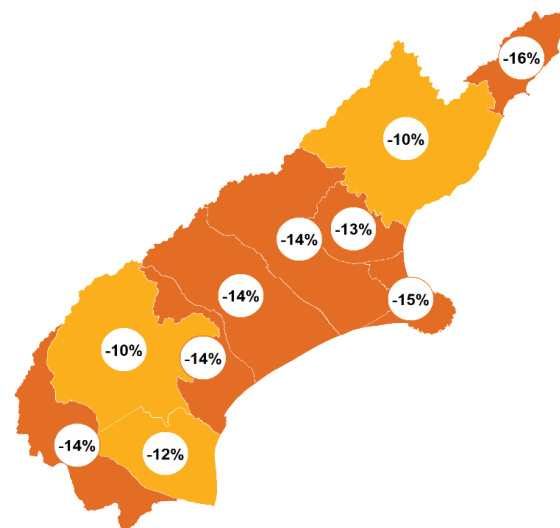
## How have garden bird counts changed in this region?



Last 10 years  
2008–18



Last 5 years  
2013–18




# CANTERBURY | Goldfinch


## How have garden bird counts changed in this region?



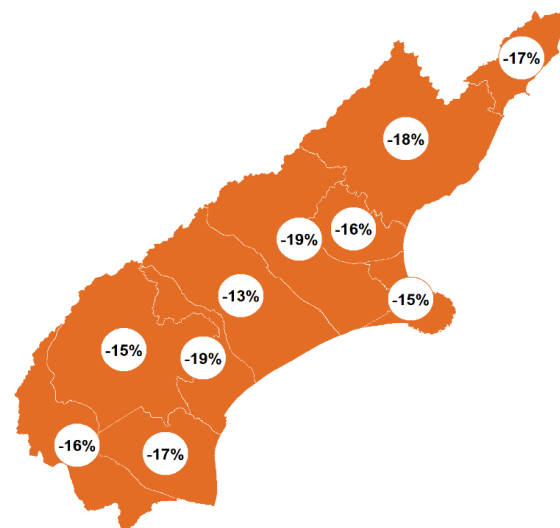
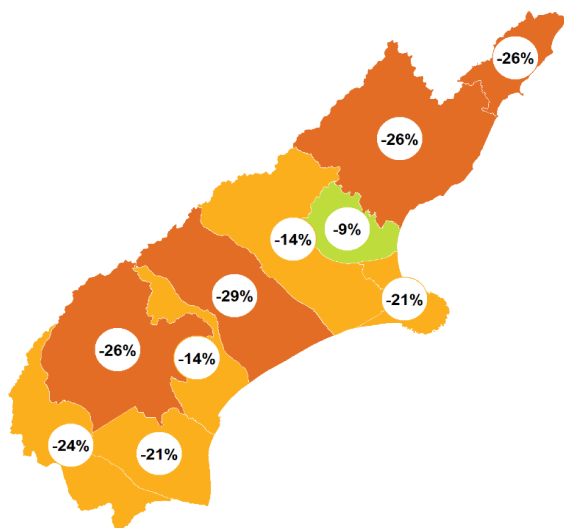
Last 10 years  
2008–18



SHALLOW DECLINE  
REGIONALLY



SHALLOW DECLINE  
NATIONALLY



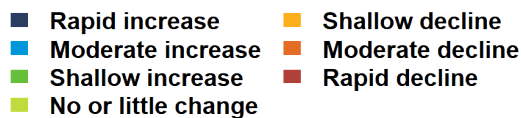
Last 5 years  
2013–18



MODERATE DECLINE  
REGIONALLY



MODERATE DECLINE  
NATIONALLY



# CANTERBURY | Starling | Tāringi

## How have garden bird counts changed in this region?



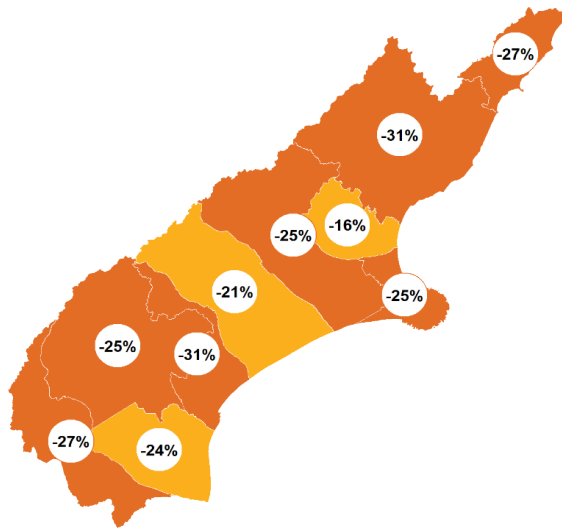
Last 10 years  
2008–18



SHALLOW DECLINE  
REGIONALLY



MODERATE DECLINE  
NATIONALLY



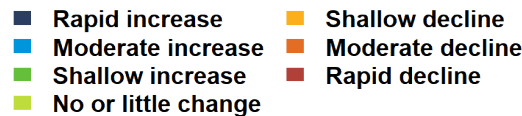
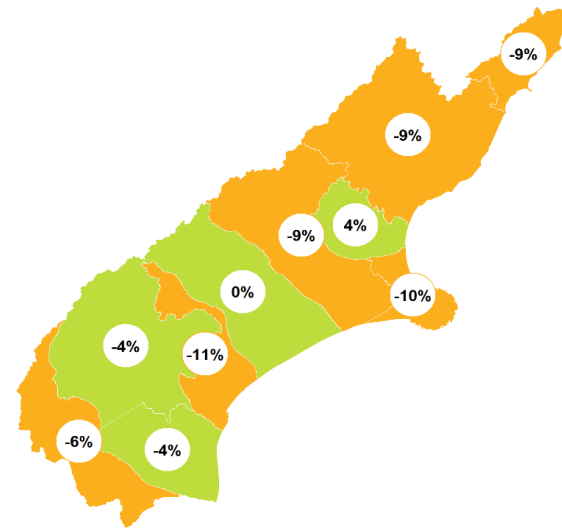
Last 5 years  
2013–18



SHALLOW DECLINE  
REGIONALLY



SHALLOW DECLINE  
NATIONALLY




# CANTERBURY | Silvereye | Tauhou


## How have garden bird counts changed in this region?



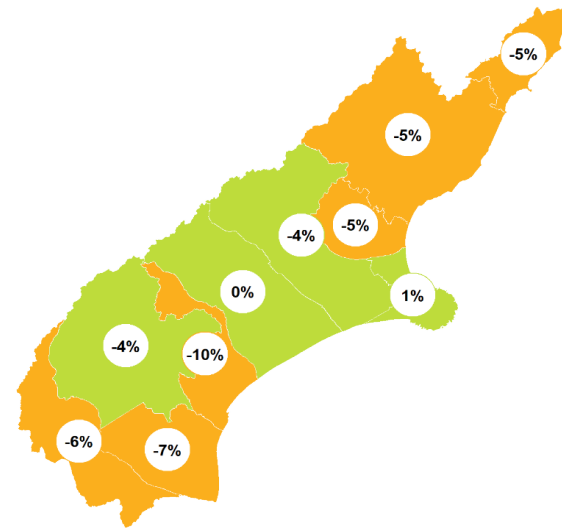
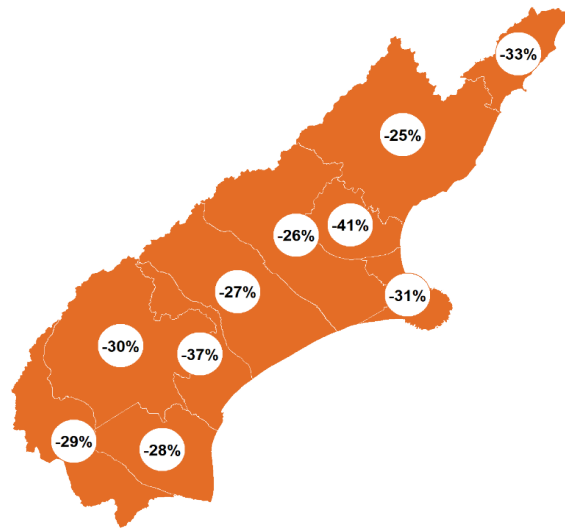
Last 10 years  
2008–18




**MODERATE DECLINE  
REGIONALLY**




**MODERATE DECLINE  
NATIONALLY**



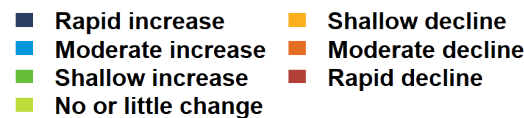
Last 5 years  
2013–18



**LITTLE OR NO CHANGE  
REGIONALLY**



**LITTLE OR NO CHANGE  
NATIONALLY**



# CANTERBURY | Song thrush

## How have garden bird counts changed in this region?



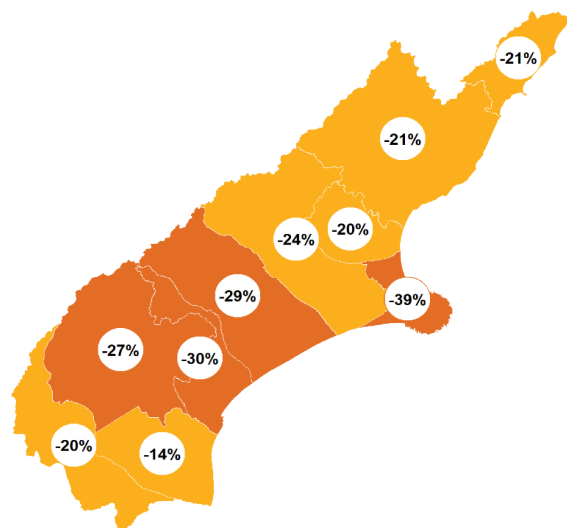
Last 10 years  
2008–18



**MODERATE DECLINE  
REGIONALLY**



**SHALLOW DECLINE  
NATIONALLY**



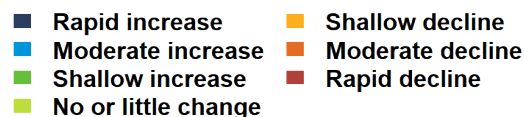
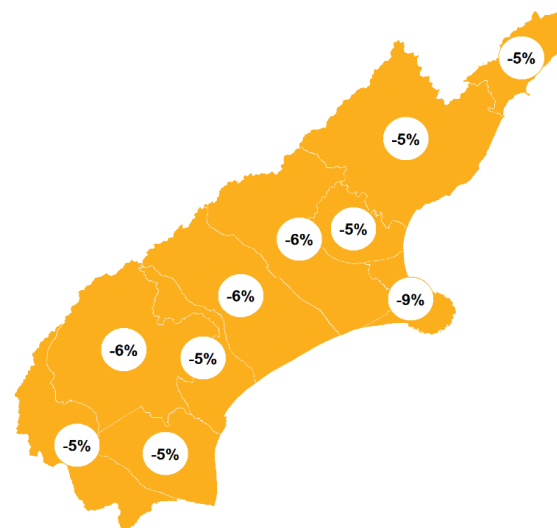
Last 5 years  
2013–18



**SHALLOW DECLINE  
REGIONALLY**



**LITTLE OR NO CHANGE  
NATIONALLY**





New Zealand  
**GARDEN  
BIRD  
SURVEY**

**2019**  
29 June to 7 July

**Visit our webpage to learn more:**  
[gardenbirdsurvey.landcareresearch.co.nz](http://gardenbirdsurvey.landcareresearch.co.nz)

This report should be cited as: MacLeod CJ, Howard S, Gormley AM, Spurr EB. 2019.  
State of NZ Garden Birds 2018 | Te Āhua o ngā Manu o te Kāri i Aotearoa  
Manaaki Wheuna - Landcare Research, Lincoln. ISBN 978-0-947525-63-7.



**Manaaki  
Whenua**  
Landcare  
Research