



Summary report

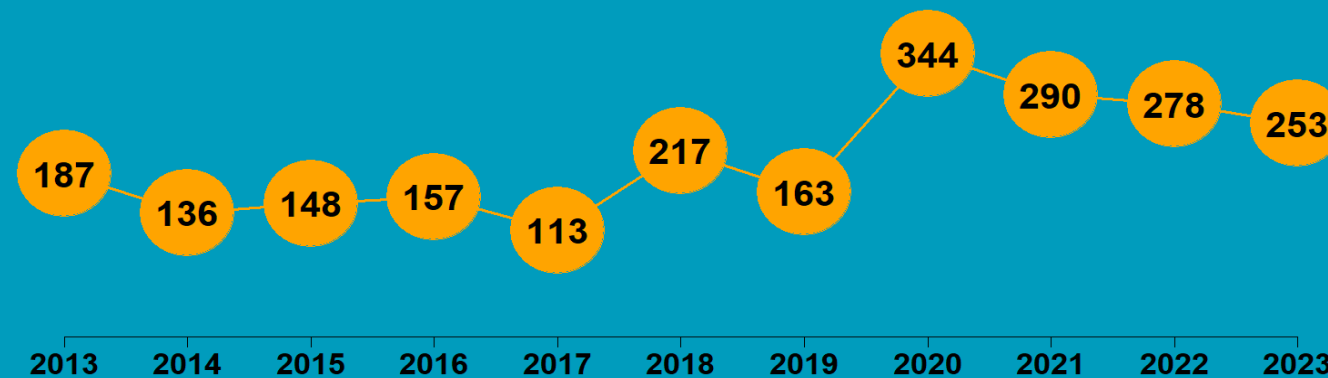
MANAWATŪ-WHANGANUI REGION

2023

State of NZ Garden Birds

Te Āhua o ngā Manu o te Kāri i Aotearoa

NUMBER OF SURVEYED GARDENS





We have estimated how bird counts have changed over the last 10- and 5-year periods in different regions, districts, and neighbourhoods across New Zealand for 14 common garden visitors – five native and nine introduced birds.

Thanks to all our volunteer bird counters, 45,934 garden surveys have been completed nationwide since 2013. We use specialised statistical tools to account for variation in sampling effort between regions, districts, and suburbs over time. We also account for variation in bird counts depending on whether the surveyed gardens were in a rural or urban setting, and whether birds were fed or not. Finally, we correct for the actual number of gardens in each area.

We then classify these changes according to their direction and size (see diagram below) to help us identify changes of potential concern or interest.

How have bird counts changed?

Drawing attention to changes in counts that may be of concern or interest




MANAWATŪ-WHANGANUI | Kererū | Kererū


How have garden bird counts changed in this region?



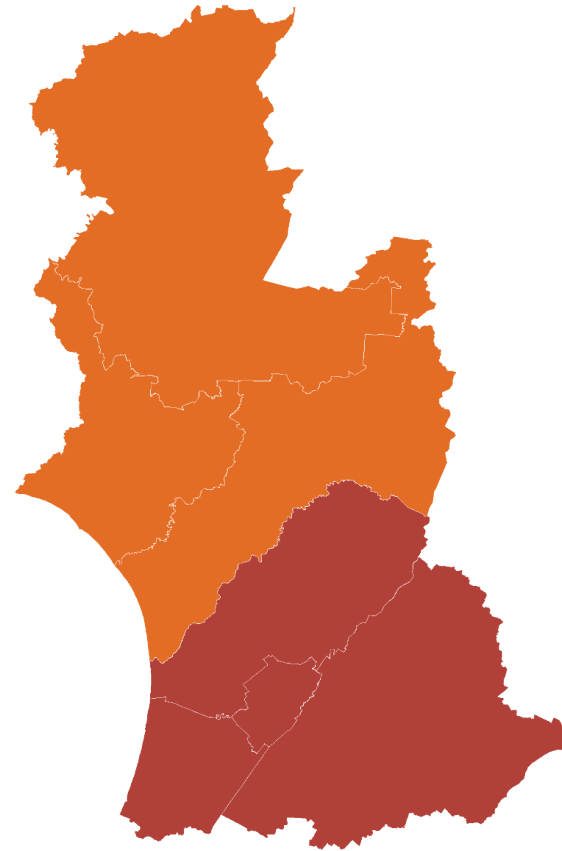
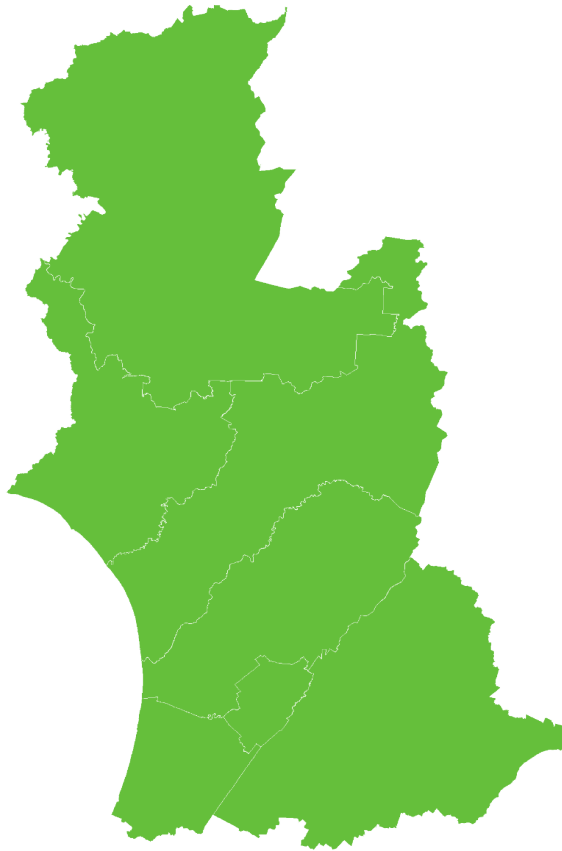
Last 10 years
2013–23



**MANAWATŪ-WHANGANUI
REGIONALLY**




**SHALLOW INCREASE
NATIONALLY**



Last 5 years
2018–23



**MODERATE DECLINE
REGIONALLY**



**SHALLOW DECLINE
NATIONALLY**


- Rapid increase
- Moderate increase
- Shallow increase
- No or little change
- Shallow decline
- Moderate decline
- Rapid decline

MANAWATŪ-WHANGANUI | Greenfinch


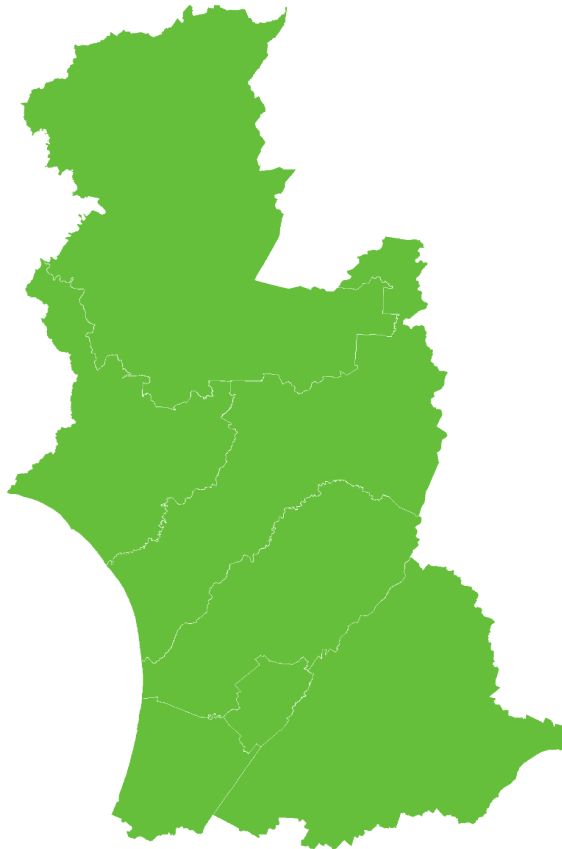
How have garden bird counts changed in this region?



Last 10 years
2013–23




MANAWATŪ-WHANGANUI
REGIONALLY


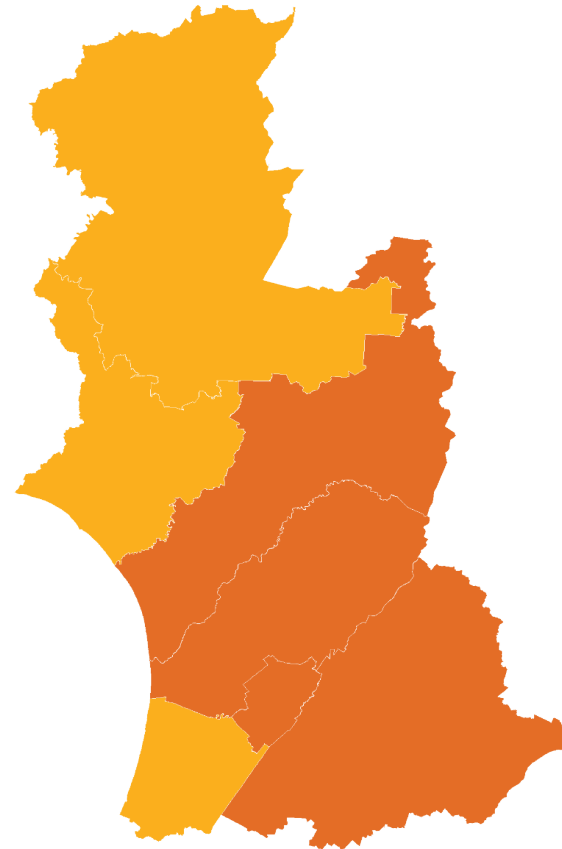


SHALLOW INCREASE
NATIONALLY

Last 5 years
2018–23



MODERATE DECLINE
REGIONALLY



SHALLOW DECLINE
NATIONALLY

- Rapid increase
- Moderate increase
- Shallow increase
- No or little change
- Shallow decline
- Moderate decline
- Rapid decline

MANAWATŪ-WHANGANUI | Tūī | Kōkō

How have garden bird counts changed in this region?



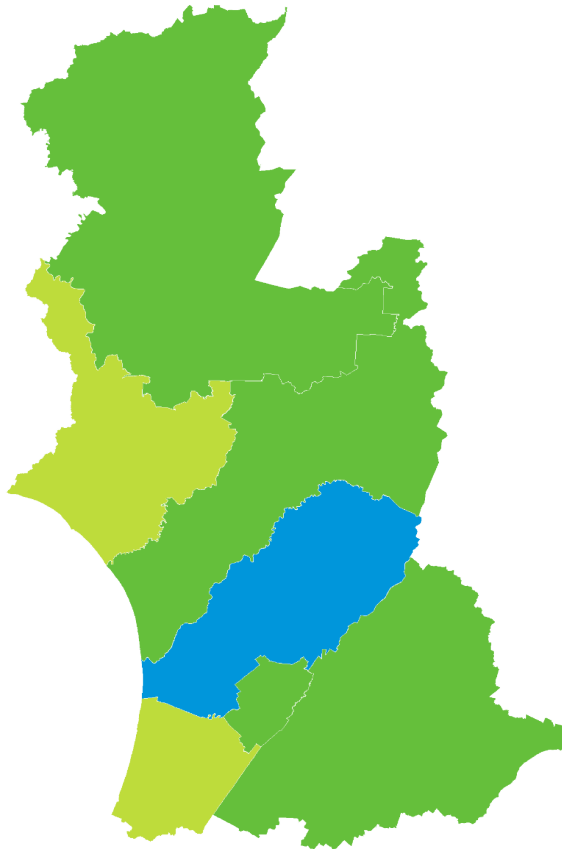
Last 10 years
2013–23




MANAWATŪ-WHANGANUI
REGIONALLY




SHALLOW INCREASE
NATIONALLY



Last 5 years
2018–23



LITTLE OR NO CHANGE
REGIONALLY



LITTLE OR NO CHANGE
NATIONALLY

- | | |
|-----------------------|--------------------|
| ■ Rapid increase | ■ Shallow decline |
| ■ Moderate increase | ■ Moderate decline |
| ■ Shallow increase | ■ Rapid decline |
| ■ No or little change | |

MANAWATŪ-WHANGANUI | Myna | Maina

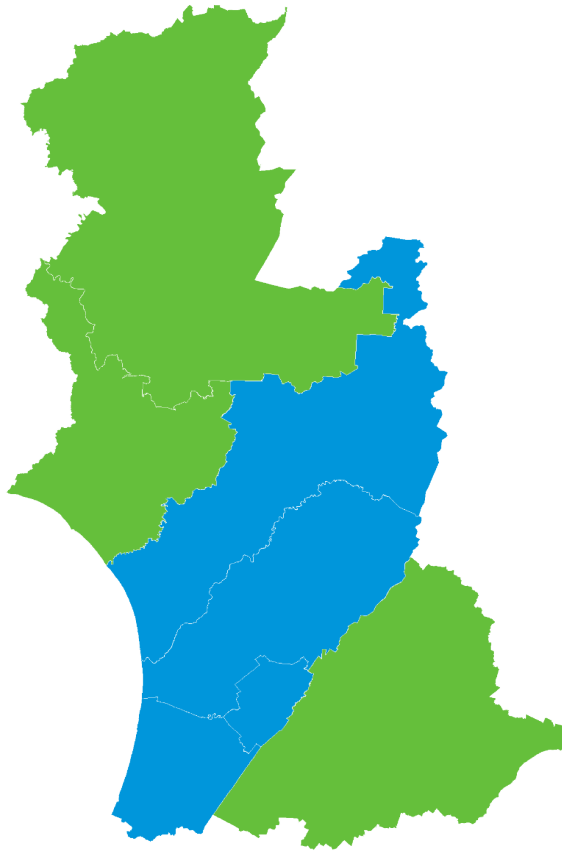
How have garden bird counts changed in this region?



Last 10 years
2013–23



MANAWATŪ-WHANGANUI
REGIONALLY

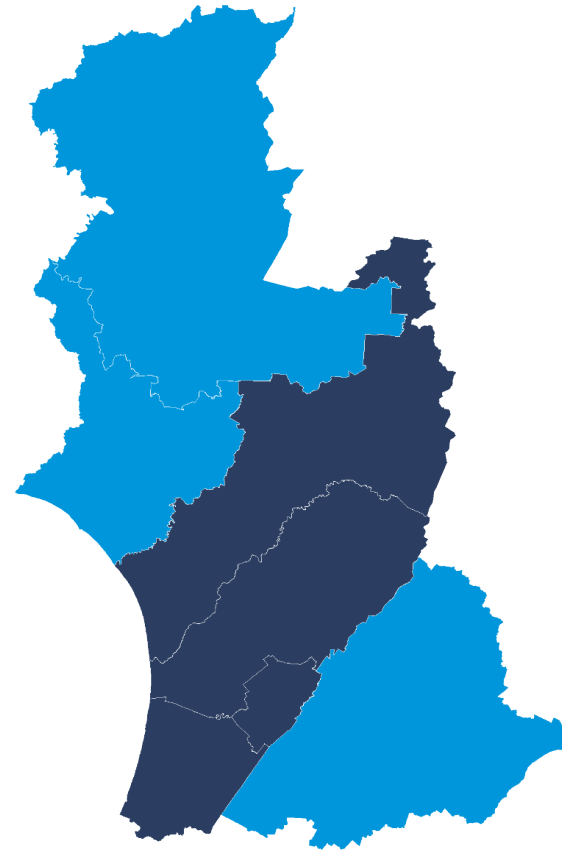


LITTLE OR NO CHANGE
NATIONALLY

Last 5 years
2018–23



MODERATE INCREASE
REGIONALLY



LITTLE OR NO CHANGE
NATIONALLY

- Rapid increase
- Moderate increase
- Shallow increase
- No or little change
- Shallow decline
- Moderate decline
- Rapid decline

MANAWATŪ-WHANGANUI | Fantail | Pīwakawaka

How have garden bird counts changed in this region?



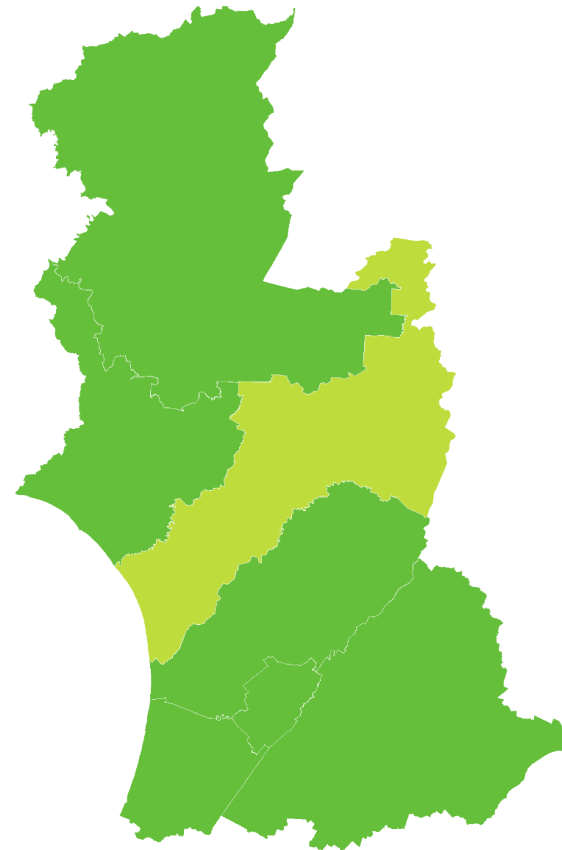
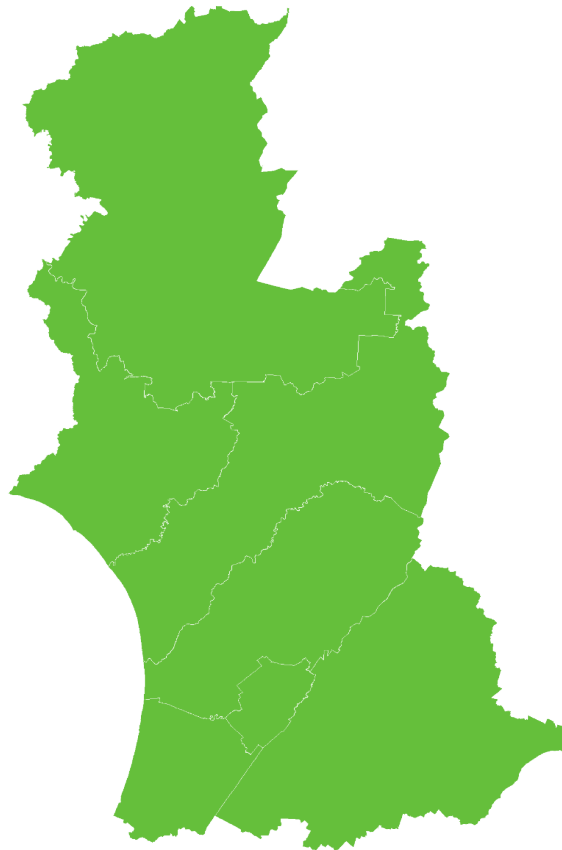
Last 10 years
2013–23



MANAWATŪ-WHANGANUI
REGIONALLY



SHALLOW INCREASE
NATIONALLY



Last 5 years
2018–23



SHALLOW INCREASE
REGIONALLY



SHALLOW INCREASE
NATIONALLY

- | | |
|-----------------------|--------------------|
| ■ Rapid increase | ■ Shallow decline |
| ■ Moderate increase | ■ Moderate decline |
| ■ Shallow increase | ■ Rapid decline |
| ■ No or little change | |

MANAWATŪ-WHANGANUI | Blackbird | Manu pango

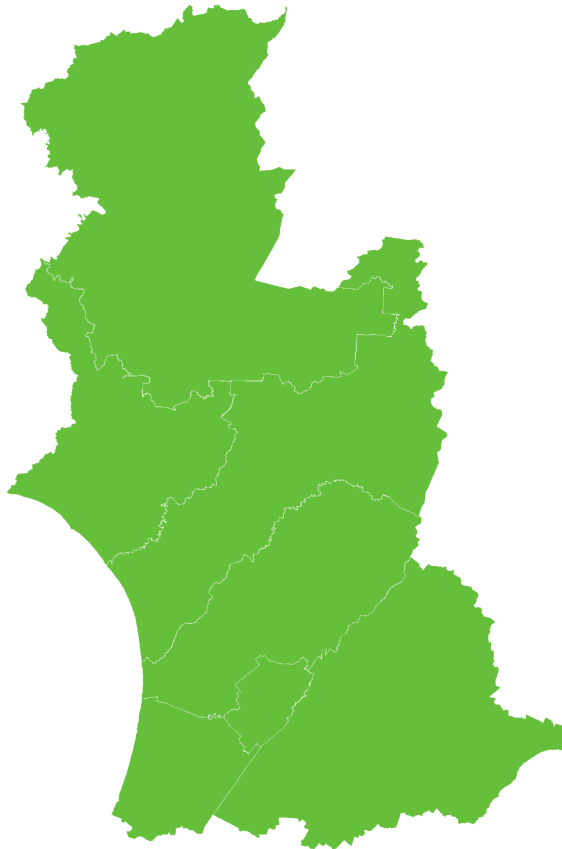
How have garden bird counts changed in this region?



Last 10 years
2013–23



MANAWATŪ-WHANGANUI
REGIONALLY

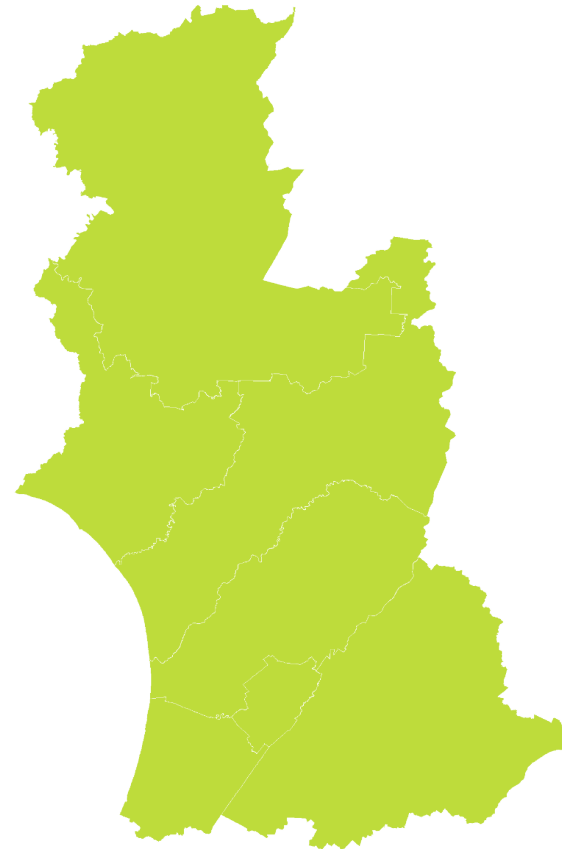


SHALLOW INCREASE
NATIONALLY

Last 5 years
2018–23



LITTLE OR NO CHANGE
REGIONALLY



LITTLE OR NO CHANGE
NATIONALLY


- | | |
|-----------------------|--------------------|
| ■ Rapid increase | ■ Shallow decline |
| ■ Moderate increase | ■ Moderate decline |
| ■ Shallow increase | ■ Rapid decline |
| ■ No or little change | |

MANAWATŪ-WHANGANUI | Song thrush


How have garden bird counts changed in this region?



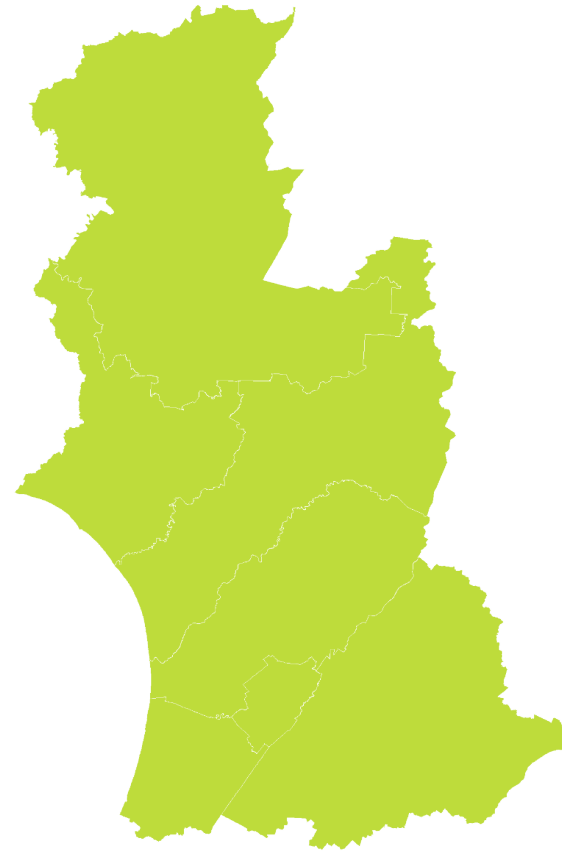
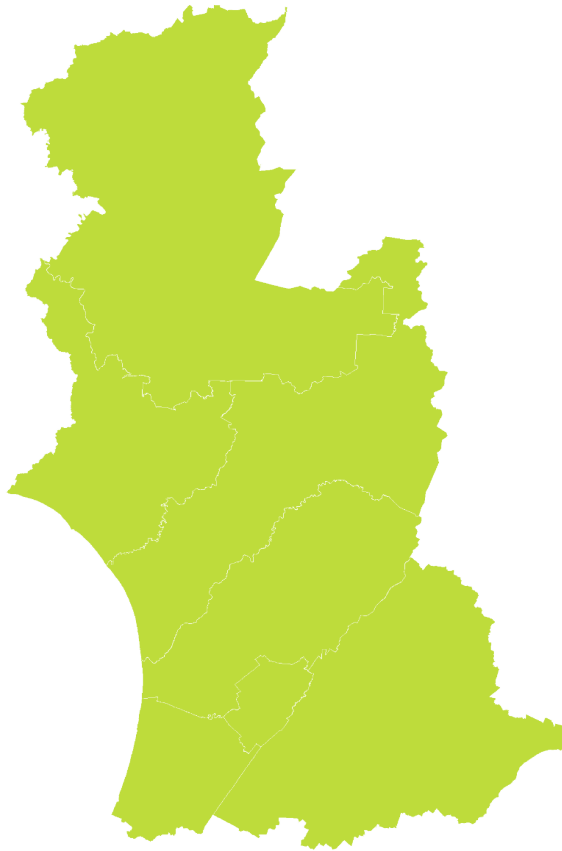
Last 10 years
2013–23



MANAWATŪ-WHANGANUI
REGIONALLY



LITTLE OR NO CHANGE
NATIONALLY



Last 5 years
2018–23



LITTLE OR NO CHANGE
REGIONALLY



LITTLE OR NO CHANGE
NATIONALLY

- | | |
|-----------------------|--------------------|
| ■ Rapid increase | ■ Shallow decline |
| ■ Moderate increase | ■ Moderate decline |
| ■ Shallow increase | ■ Rapid decline |
| ■ No or little change | |

MANAWATŪ-WHANGANUI | Starling | Tāringi

How have garden bird counts changed in this region?



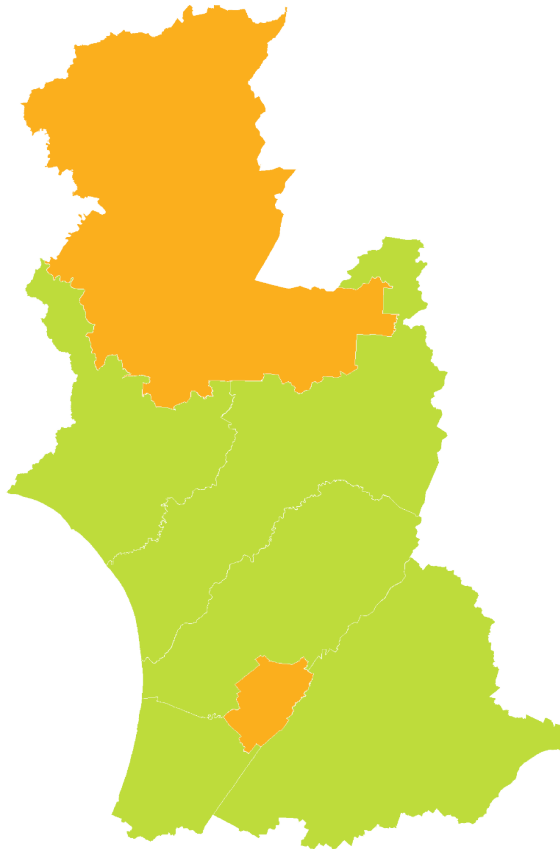
Last 10 years
2013–23



MANAWATŪ-WHANGANUI
REGIONALLY



SHALLOW DECLINE
NATIONALLY



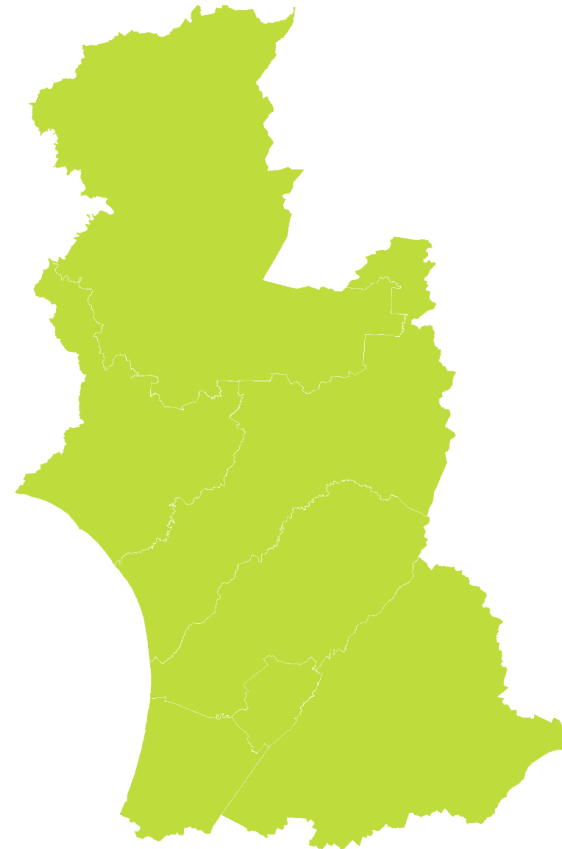
Last 5 years
2018–23



LITTLE OR NO CHANGE
REGIONALLY



LITTLE OR NO CHANGE
NATIONALLY




- Rapid increase
- Moderate increase
- Shallow increase
- No or little change
- Shallow decline
- Moderate decline
- Rapid decline

MANAWATŪ-WHANGANUI | Silvereye | Tauhou


How have garden bird counts changed in this region?



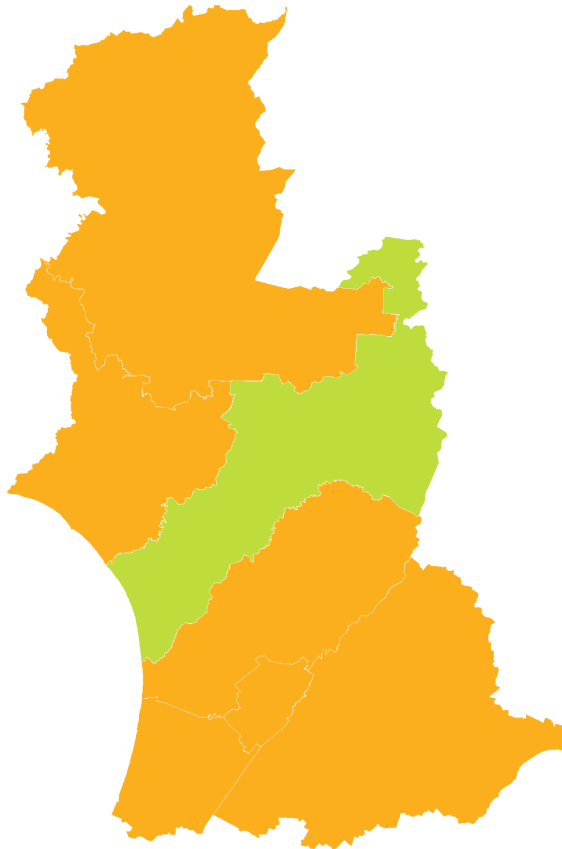
Last 10 years
2013–23




MANAWATŪ-WHANGANUI
REGIONALLY




SHALLOW DECLINE
NATIONALLY



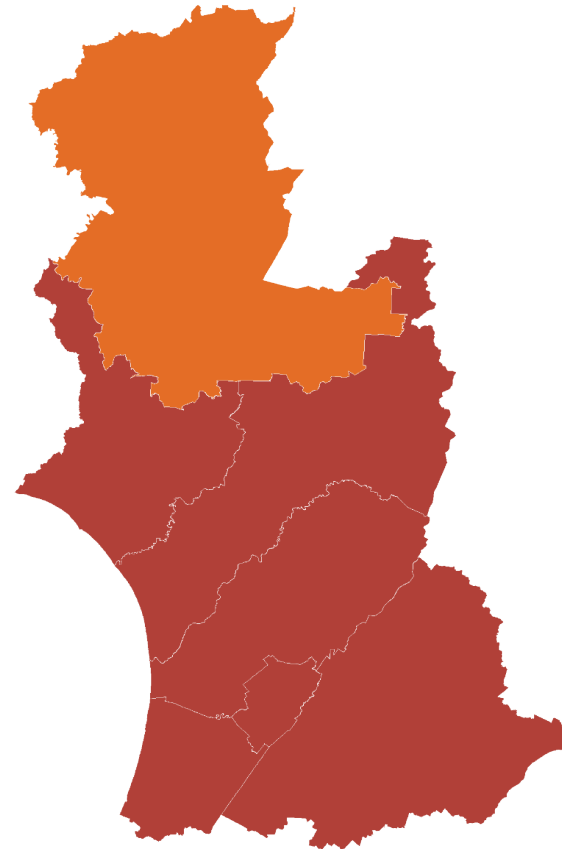
Last 5 years
2018–23



RAPID DECLINE
REGIONALLY



MODERATE DECLINE
NATIONALLY




- Rapid increase
- Moderate increase
- Shallow increase
- No or little change
- Shallow decline
- Moderate decline
- Rapid decline

MANAWATŪ-WHANGANUI | Dunnock


How have garden bird counts changed in this region?



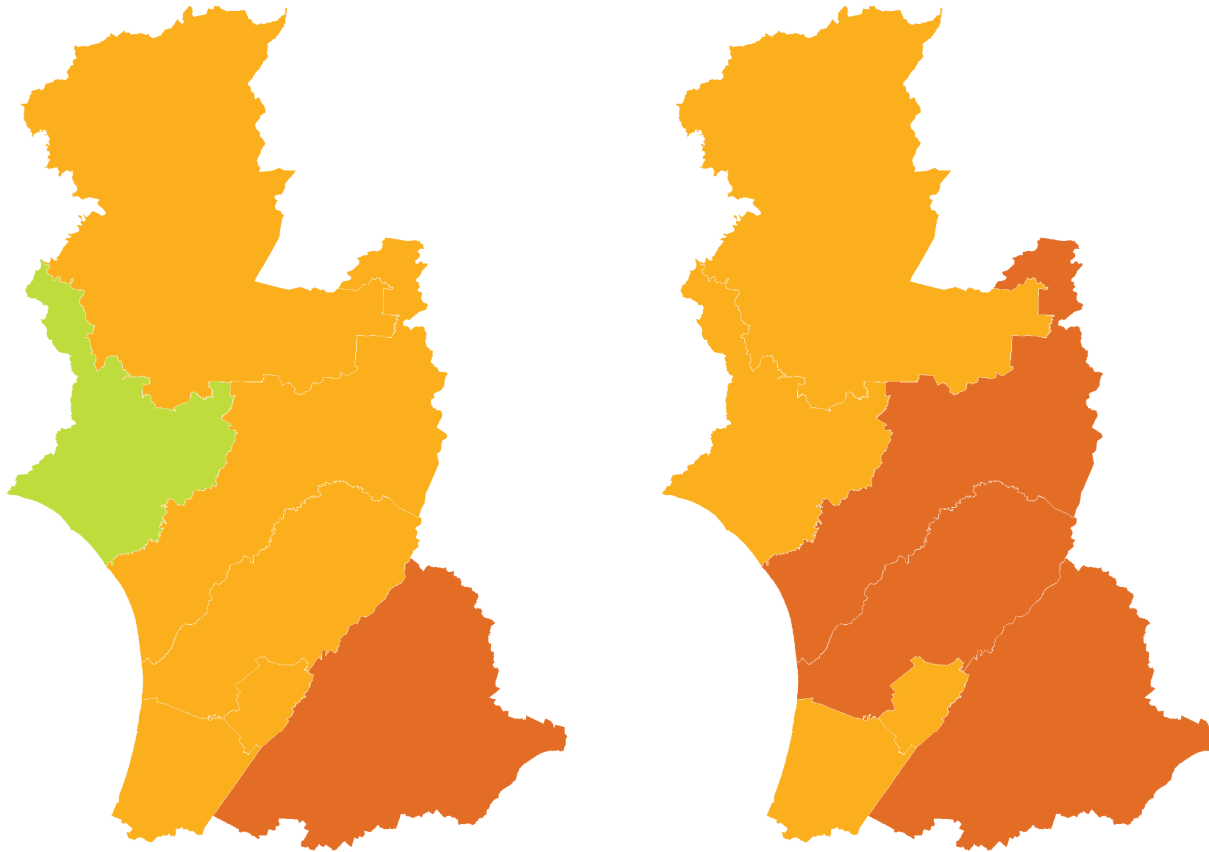
Last 10 years
2013–23




MANAWATŪ-WHANGANUI
REGIONALLY




SHALLOW DECLINE
NATIONALLY



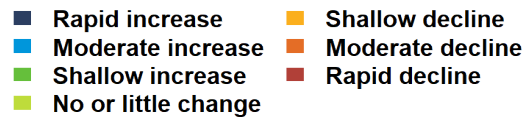
Last 5 years
2018–23



SHALLOW DECLINE
REGIONALLY



SHALLOW DECLINE
NATIONALLY



MANAWATŪ-WHANGANUI | Goldfinch

How have garden bird counts changed in this region?



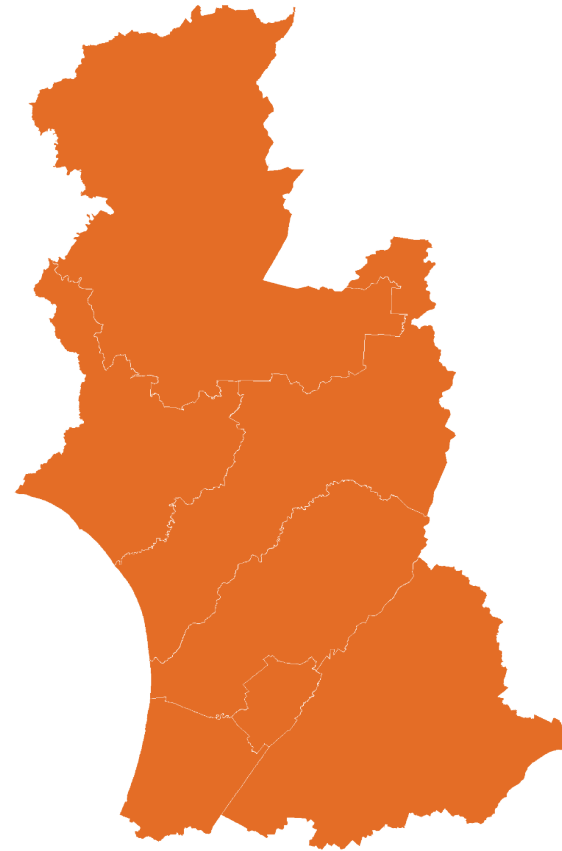
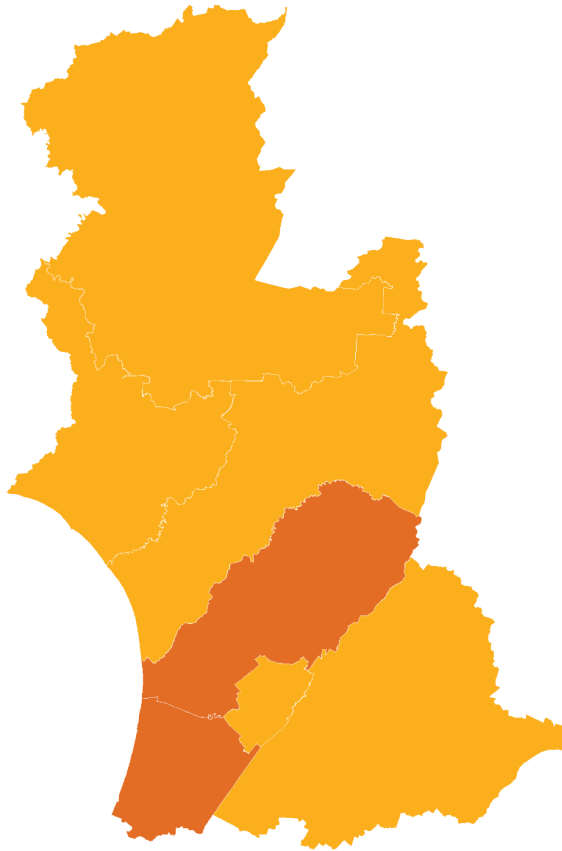
Last 10 years
2013–23



MANAWATŪ-WHANGANUI
REGIONALLY



SHALLOW DECLINE
NATIONALLY



Last 5 years
2018–23



MODERATE DECLINE
REGIONALLY



RAPID DECLINE
NATIONALLY

- Rapid increase
- Moderate increase
- Shallow increase
- No or little change
- Shallow decline
- Moderate decline
- Rapid decline

MANAWATŪ-WHANGANUI | House sparrow | Tiu

How have garden bird counts changed in this region?

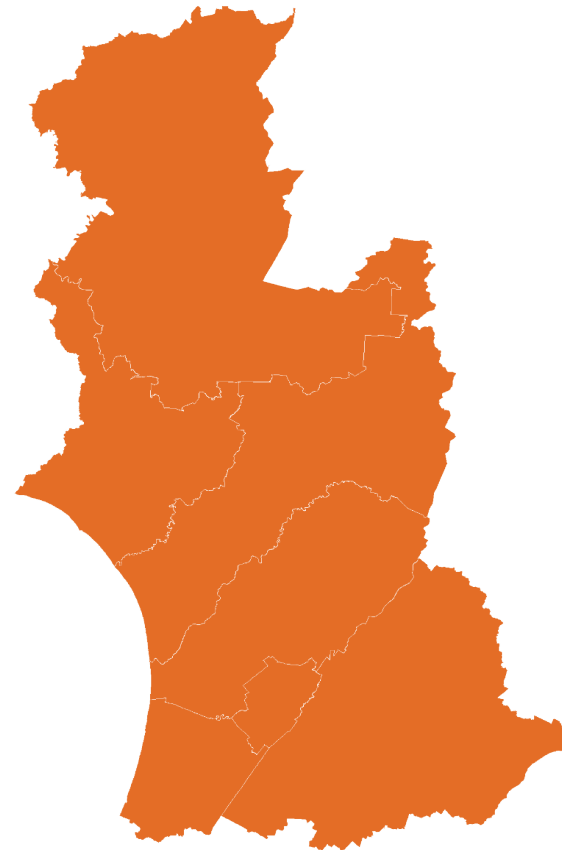
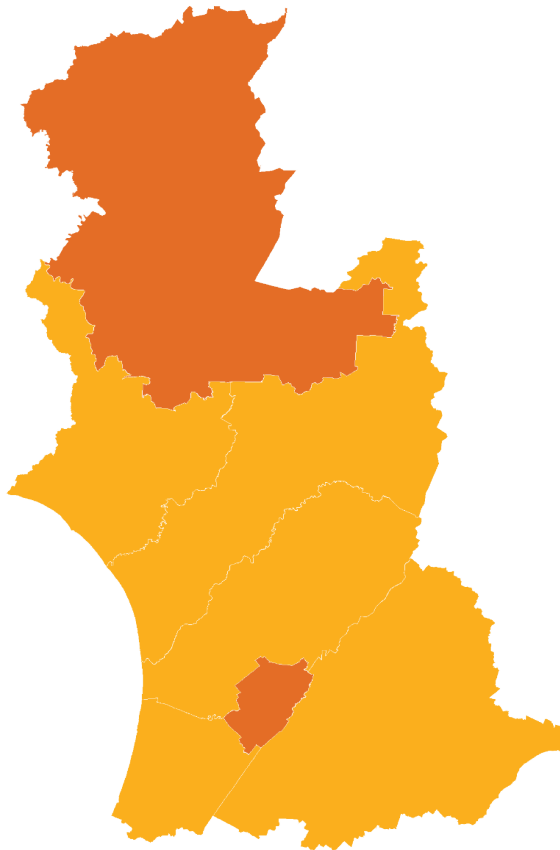
Last 10 years
2013–23



MANAWATŪ-WHANGANUI
REGIONALLY



SHALLOW DECLINE
NATIONALLY



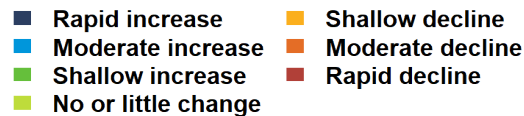
Last 5 years
2018–23



MODERATE DECLINE
REGIONALLY



MODERATE DECLINE
NATIONALLY



MANAWATŪ-WHANGANUI | Chaffinch | Pahirini

How have garden bird counts changed in this region?



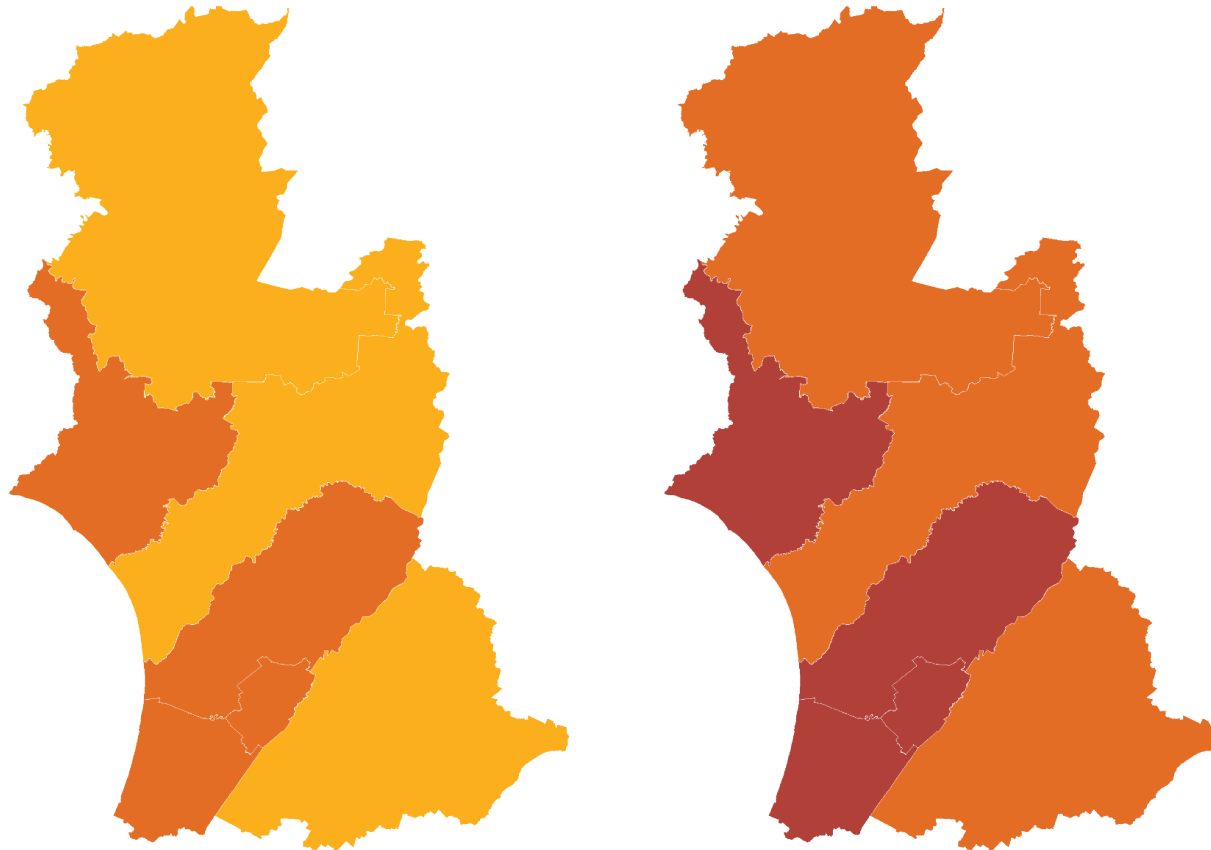
Last 10 years
2013–23




MANAWATŪ-WHANGANUI
REGIONALLY




SHALLOW DECLINE
NATIONALLY



Last 5 years
2018–23



RAPID DECLINE
REGIONALLY



RAPID DECLINE
NATIONALLY

- Rapid increase
- Moderate increase
- Shallow increase
- No or little change
- Shallow decline
- Moderate decline
- Rapid decline

MANAWATŪ-WHANGANUI | Bellbird | Korimako

How have garden bird counts changed in this region?



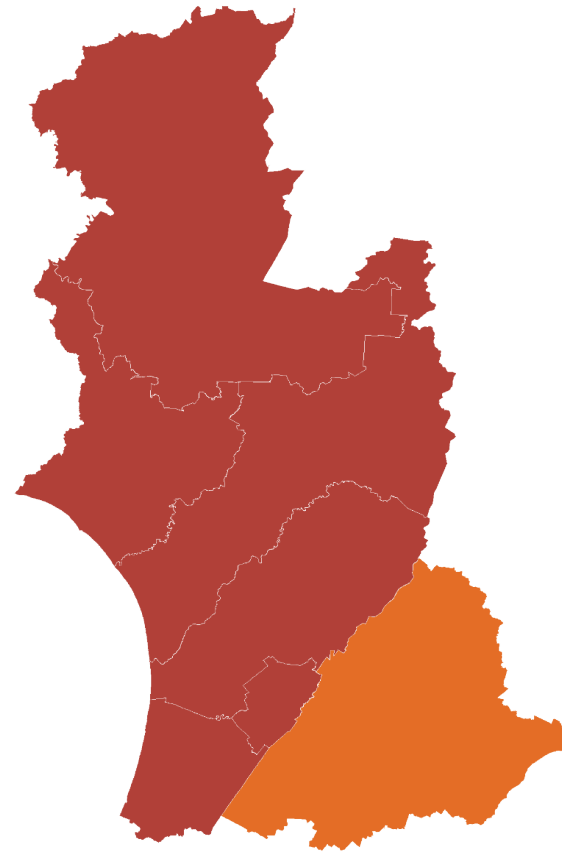
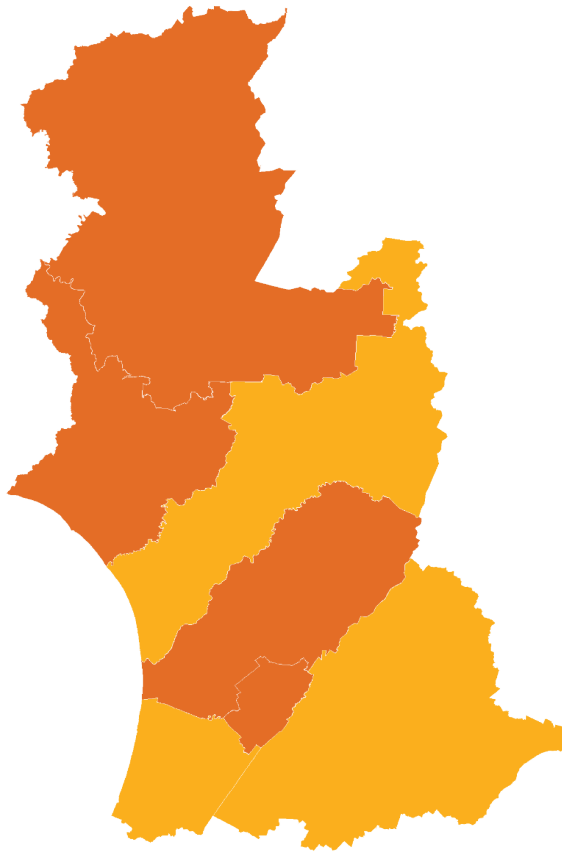
Last 10 years
2013–23




**MANAWATŪ-WHANGANUI
REGIONALLY**




**LITTLE OR NO CHANGE
NATIONALLY**



Last 5 years
2018–23




**RAPID DECLINE
REGIONALLY**



**LITTLE OR NO CHANGE
NATIONALLY**

- Rapid increase
- Moderate increase
- Shallow increase
- No or little change
- Shallow decline
- Moderate decline
- Rapid decline



New Zealand
**GARDEN
BIRD
SURVEY**

2024
29 June to 7 July

Visit our webpage to learn more:

<https://gardenbirdsurvey.nz/>

This report should be cited as: Hayman E, Brandt AJ, MacLeod CJ, Howard S, Diprose G, Gormley AM, Spurr EB. 2024.
State of NZ Garden Birds 2023 | Te Āhua o ngā Manu o te Kāri i Aotearoa.
Manaaki Whenua – Landcare Research, Lincoln. ISSN 2744-5267.



**Manaaki
Whenua**
Landcare
Research