



Summary report

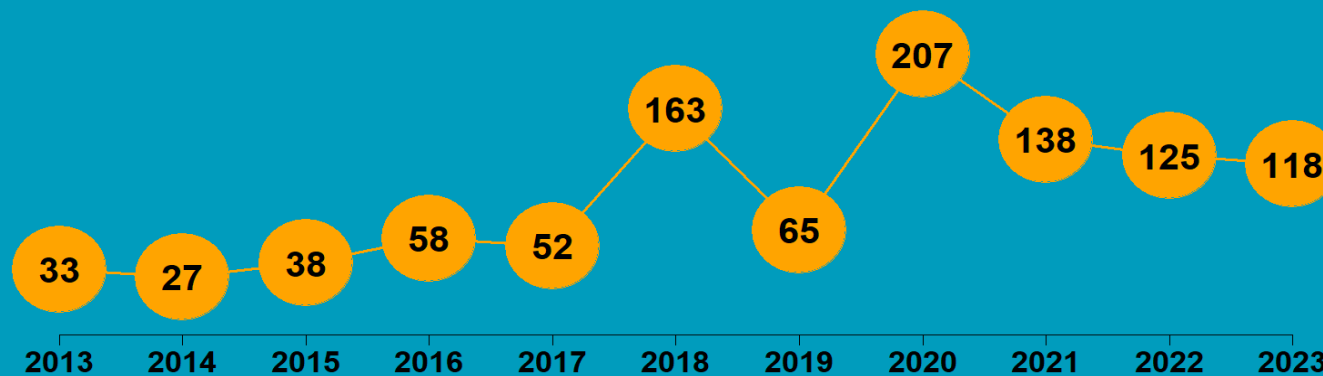
SOUTHLAND REGION

2023

State of NZ Garden Birds

Te Āhua o ngā Manu o te Kāri i Aotearoa

NUMBER OF SURVEYED GARDENS





We have estimated how bird counts have changed over the last 10- and 5-year periods in different regions, districts, and neighbourhoods across New Zealand for 14 common garden visitors – five native and nine introduced birds.

Thanks to all our volunteer bird counters, 45,934 garden surveys have been completed nationwide since 2013. We use specialised statistical tools to account for variation in sampling effort between regions, districts, and suburbs over time. We also account for variation in bird counts depending on whether the surveyed gardens were in a rural or urban setting, and whether birds were fed or not. Finally, we correct for the actual number of gardens in each area.

We then classify these changes according to their direction and size (see diagram below) to help us identify changes of potential concern or interest.

How have bird counts changed?

Drawing attention to changes in counts that may be of concern or interest




SOUTHLAND | Fantail | Pīwakawaka

How have garden bird counts changed in this region?



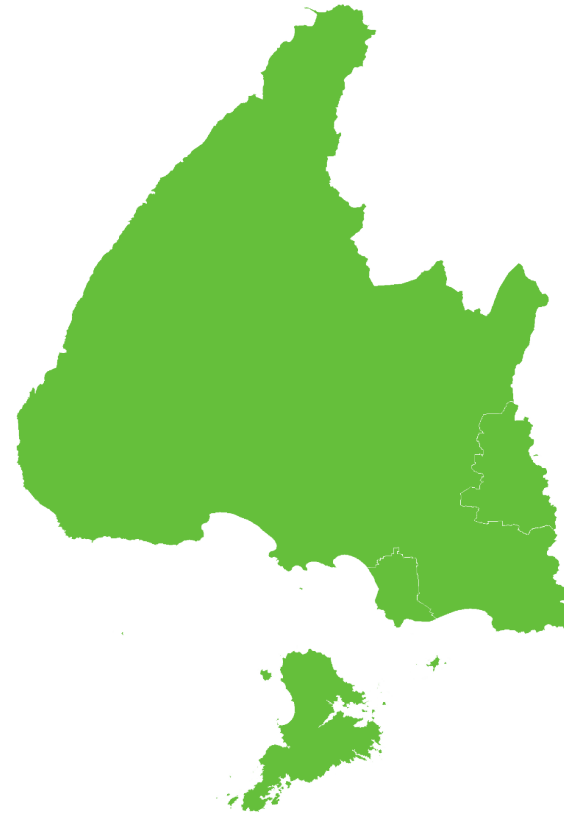
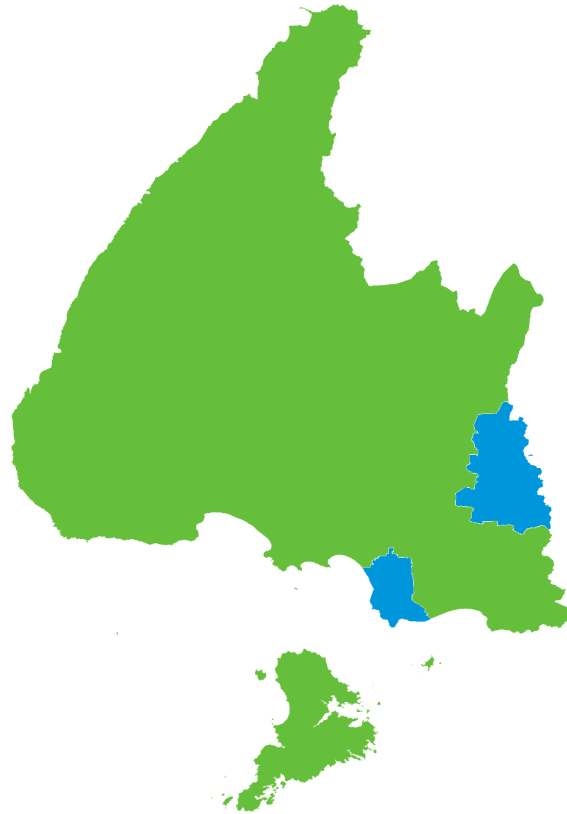
Last 10 years
2013–23



**MODERATE INCREASE
REGIONALLY**



**SHALLOW INCREASE
NATIONALLY**



Last 5 years
2018–23



**SHALLOW INCREASE
REGIONALLY**



**SHALLOW INCREASE
NATIONALLY**

- | | |
|-----------------------|--------------------|
| ■ Rapid increase | ■ Shallow decline |
| ■ Moderate increase | ■ Moderate decline |
| ■ Shallow increase | ■ Rapid decline |
| ■ No or little change | |

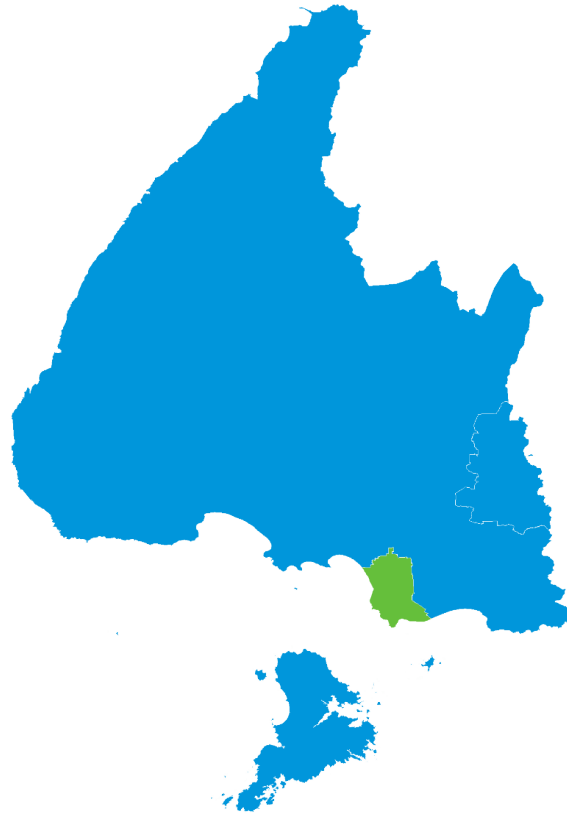
SOUTHLAND | House sparrow | Tiu

How have garden bird counts changed in this region?

Last 10 years
2013–23



**MODERATE INCREASE
REGIONALLY**

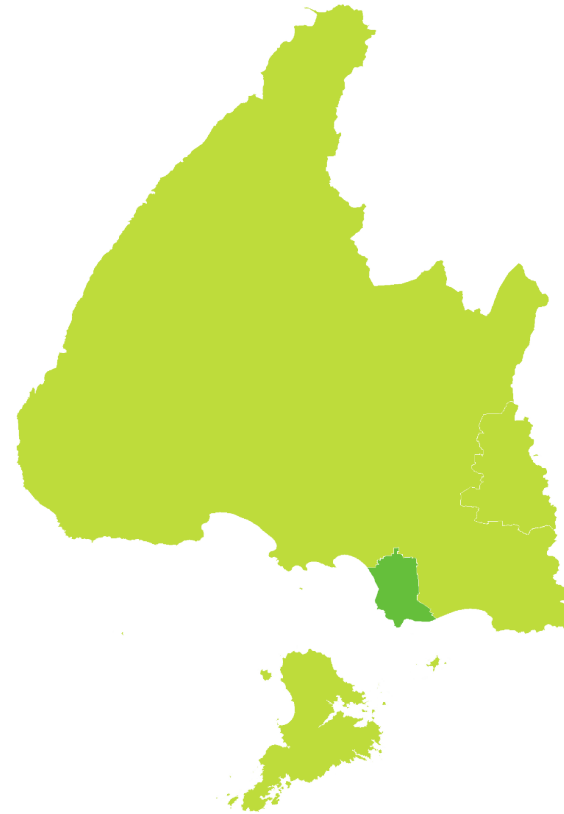


**SHALLOW DECLINE
NATIONALLY**

Last 5 years
2018–23



**SHALLOW INCREASE
REGIONALLY**



**MODERATE DECLINE
NATIONALLY**


- | | |
|-----------------------|--------------------|
| ■ Rapid increase | ■ Shallow decline |
| ■ Moderate increase | ■ Moderate decline |
| ■ Shallow increase | ■ Rapid decline |
| ■ No or little change | |

SOUTHLAND | Greenfinch


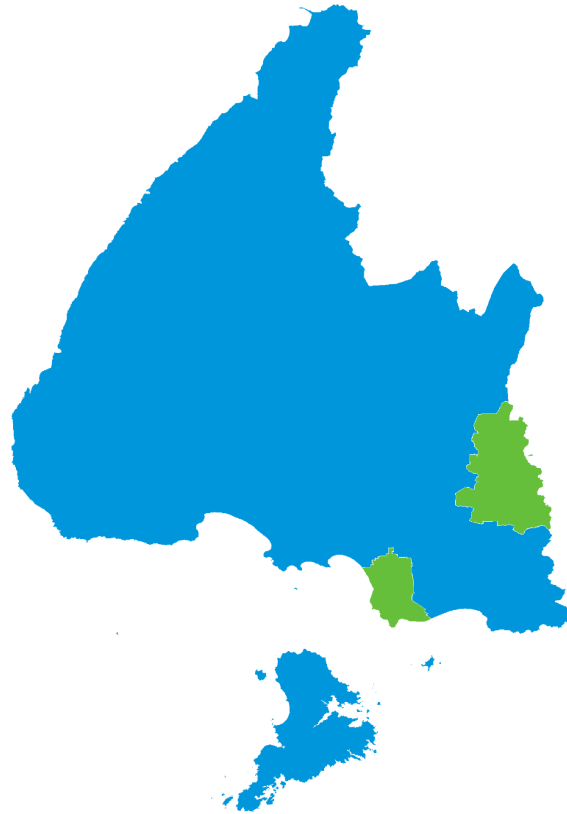
How have garden bird counts changed in this region?



Last 10 years
2013–23




SHALLOW INCREASE
REGIONALLY


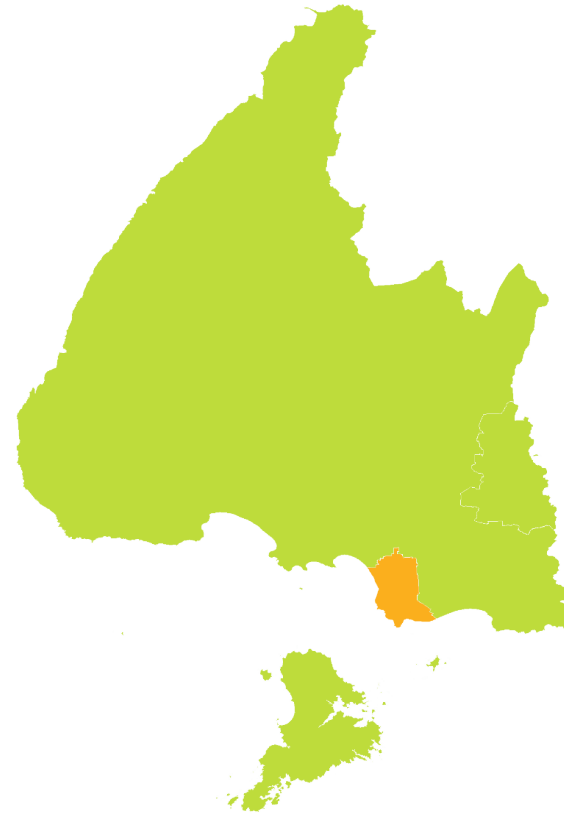


SHALLOW INCREASE
NATIONALLY

Last 5 years
2018–23



LITTLE OR NO CHANGE
REGIONALLY



SHALLOW DECLINE
NATIONALLY

- | | |
|-----------------------|--------------------|
| ■ Rapid increase | ■ Shallow decline |
| ■ Moderate increase | ■ Moderate decline |
| ■ Shallow increase | ■ Rapid decline |
| ■ No or little change | |

SOUTHLAND | Kererū | Kererū

How have garden bird counts changed in this region?



Last 10 years
2013–23



**SHALLOW INCREASE
REGIONALLY**

**SHALLOW INCREASE
NATIONALLY**

Last 5 years
2018–23



**RAPID DECLINE
REGIONALLY**

**SHALLOW DECLINE
NATIONALLY**

- | | |
|-----------------------|--------------------|
| ■ Rapid increase | ■ Shallow decline |
| ■ Moderate increase | ■ Moderate decline |
| ■ Shallow increase | ■ Rapid decline |
| ■ No or little change | |

SOUTHLAND | Tūī | Kōkō

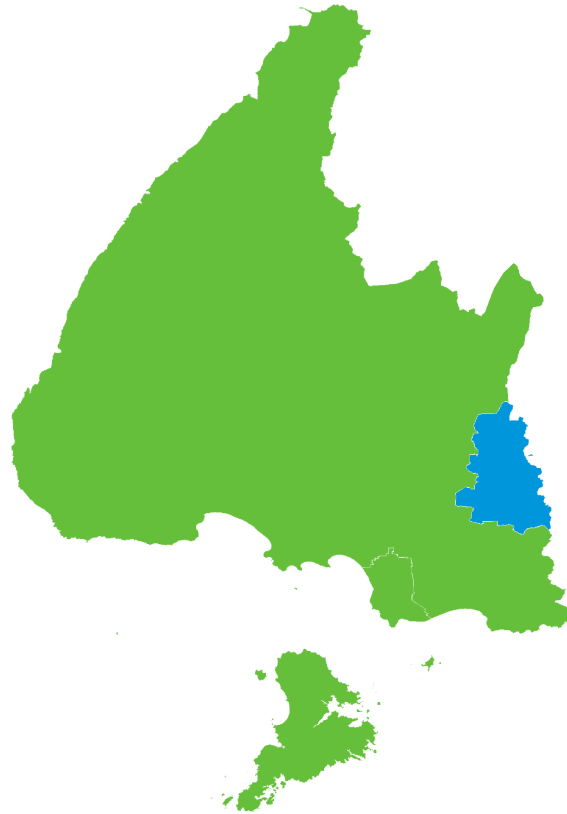
How have garden bird counts changed in this region?



Last 10 years
2013–23




SHALLOW INCREASE
REGIONALLY


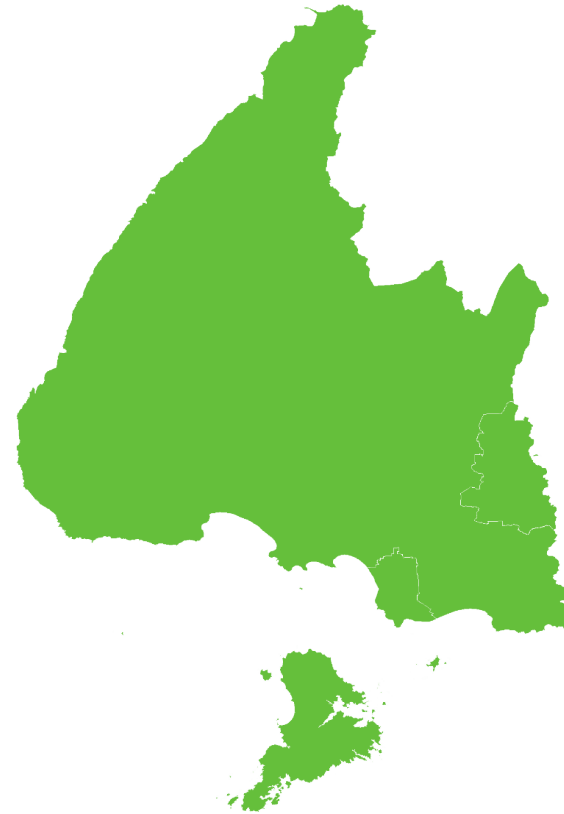


SHALLOW INCREASE
NATIONALLY

Last 5 years
2018–23



SHALLOW INCREASE
REGIONALLY



LITTLE OR NO CHANGE
NATIONALLY

- | | |
|-----------------------|--------------------|
| ■ Rapid increase | ■ Shallow decline |
| ■ Moderate increase | ■ Moderate decline |
| ■ Shallow increase | ■ Rapid decline |
| ■ No or little change | |

SOUTHLAND | Blackbird | Manu pango

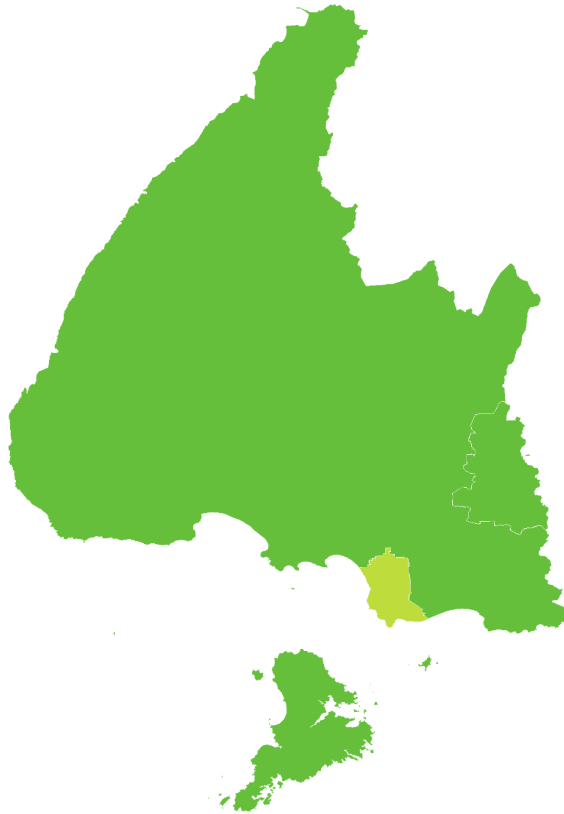
How have garden bird counts changed in this region?



Last 10 years
2013–23



SHALLOW INCREASE
REGIONALLY

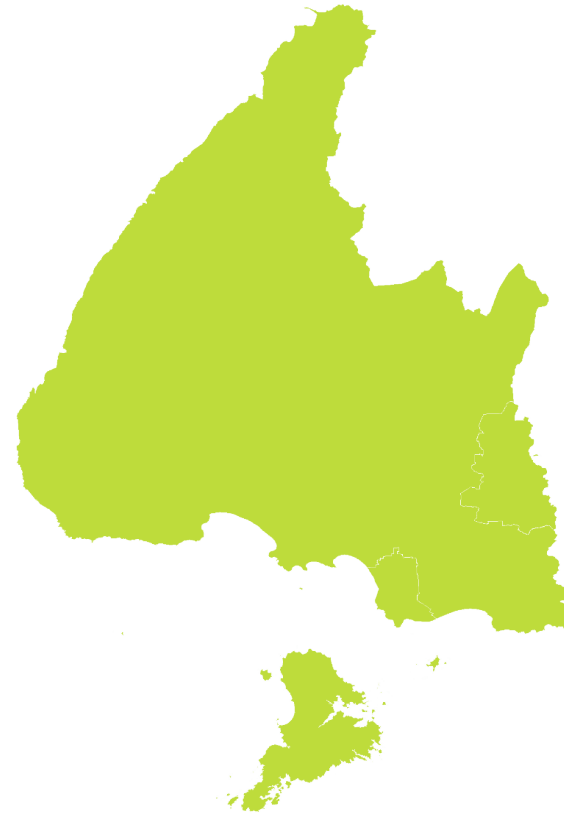


SHALLOW INCREASE
NATIONALLY

Last 5 years
2018–23



LITTLE OR NO CHANGE
REGIONALLY



LITTLE OR NO CHANGE
NATIONALLY

- | | |
|-----------------------|--------------------|
| ■ Rapid increase | ■ Shallow decline |
| ■ Moderate increase | ■ Moderate decline |
| ■ Shallow increase | ■ Rapid decline |
| ■ No or little change | |

SOUTHLAND | Goldfinch

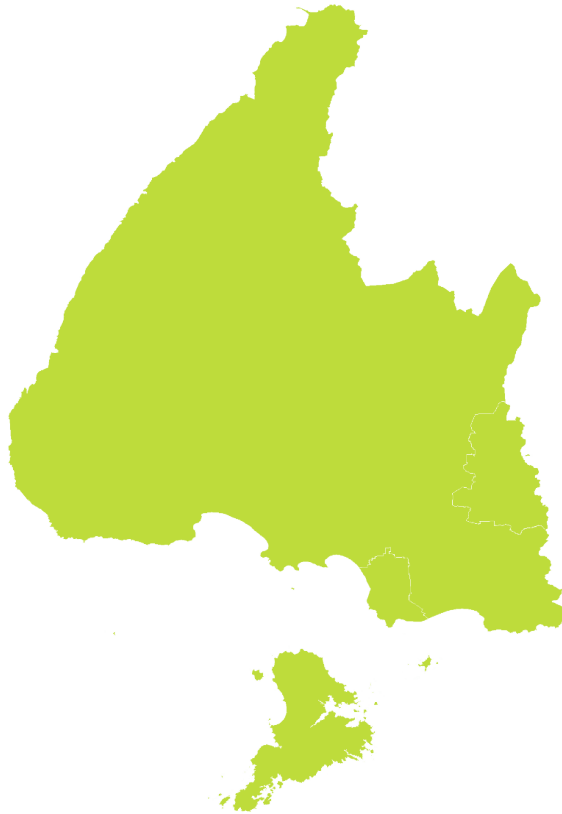
How have garden bird counts changed in this region?



Last 10 years
2013–23



LITTLE OR NO CHANGE
REGIONALLY



SHALLOW DECLINE
NATIONALLY

Last 5 years
2018–23



MODERATE DECLINE
REGIONALLY



RAPID DECLINE
NATIONALLY

- | | |
|-----------------------|--------------------|
| ■ Rapid increase | ■ Shallow decline |
| ■ Moderate increase | ■ Moderate decline |
| ■ Shallow increase | ■ Rapid decline |
| ■ No or little change | |

SOUTHLAND | Bellbird | Korimako

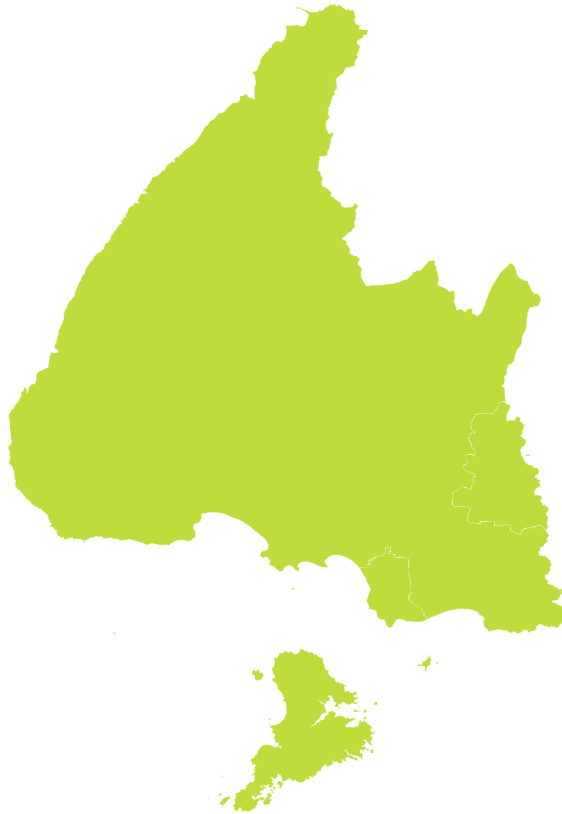
How have garden bird counts changed in this region?



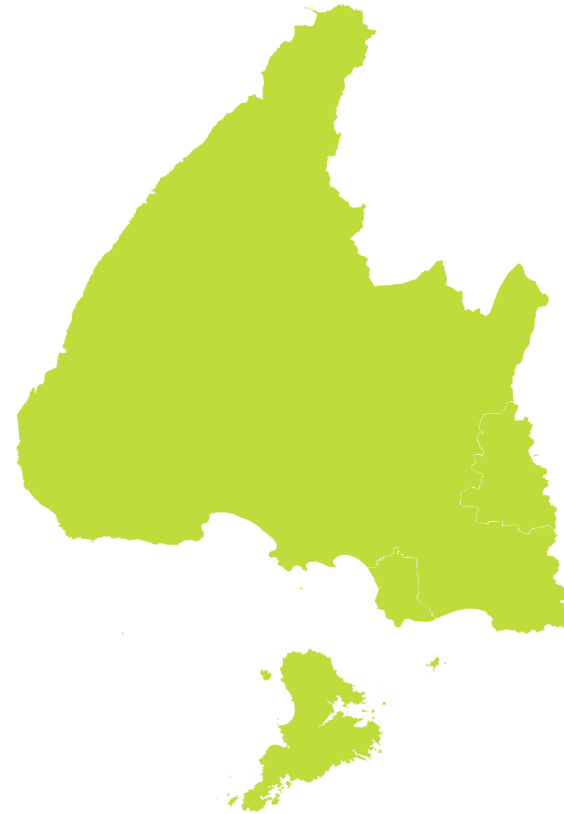
Last 10 years
2013–23




LITTLE OR NO CHANGE
REGIONALLY




LITTLE OR NO CHANGE
NATIONALLY



Last 5 years
2018–23



LITTLE OR NO CHANGE
REGIONALLY



LITTLE OR NO CHANGE
NATIONALLY


- | | |
|-----------------------|--------------------|
| ■ Rapid increase | ■ Shallow decline |
| ■ Moderate increase | ■ Moderate decline |
| ■ Shallow increase | ■ Rapid decline |
| ■ No or little change | |

SOUTHLAND | Silvereye | Tauhou


How have garden bird counts changed in this region?



Last 10 years
2013–23




SHALLOW DECLINE
REGIONALLY




SHALLOW DECLINE
NATIONALLY



Last 5 years
2018–23



MODERATE DECLINE
REGIONALLY



MODERATE DECLINE
NATIONALLY




- Rapid increase
- Moderate increase
- Shallow increase
- No or little change
- Shallow decline
- Moderate decline
- Rapid decline


SOUTHLAND | Chaffinch | Pahirini

How have garden bird counts changed in this region?

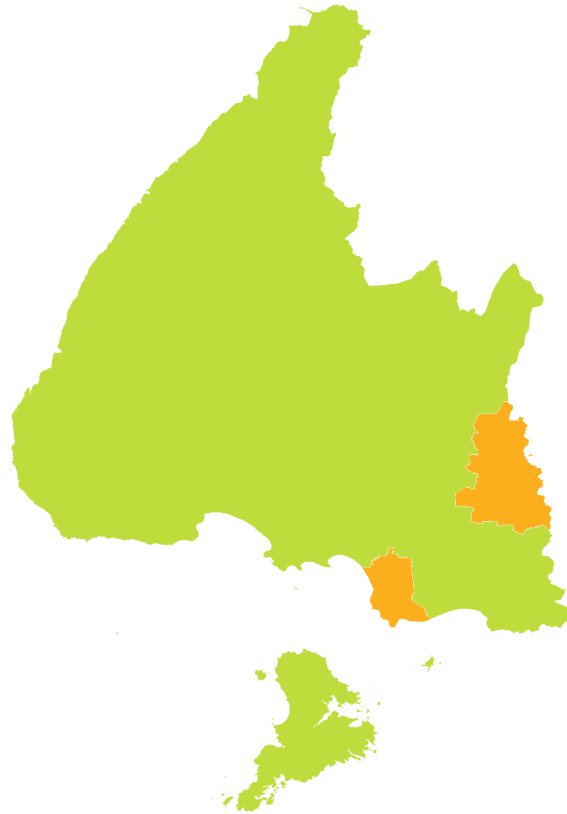
Last 10 years
2013–23




SHALLOW DECLINE
REGIONALLY




SHALLOW DECLINE
NATIONALLY



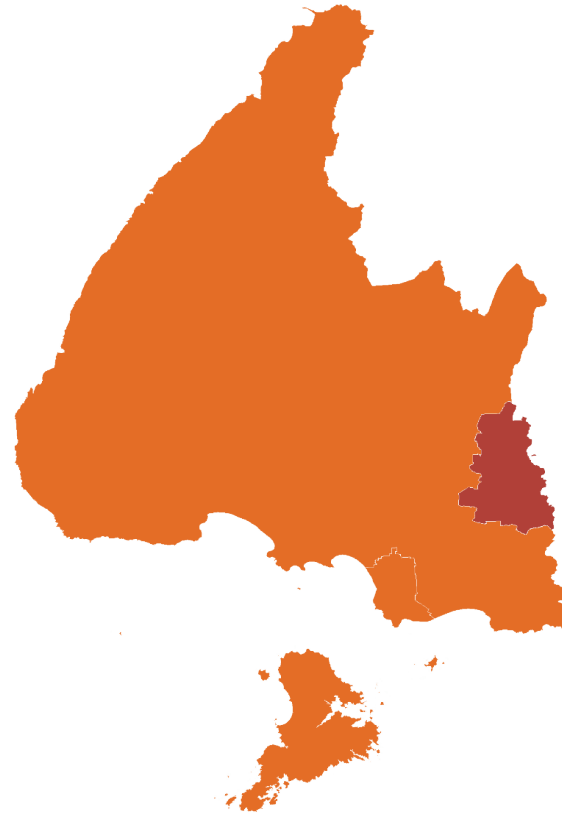
Last 5 years
2018–23



MODERATE DECLINE
REGIONALLY



RAPID DECLINE
NATIONALLY



- | | |
|-----------------------|--------------------|
| ■ Rapid increase | ■ Shallow decline |
| ■ Moderate increase | ■ Moderate decline |
| ■ Shallow increase | ■ Rapid decline |
| ■ No or little change | |

SOUTHLAND | Song thrush


How have garden bird counts changed in this region?



Last 10 years
2013–23



SHALLOW DECLINE REGIONALLY

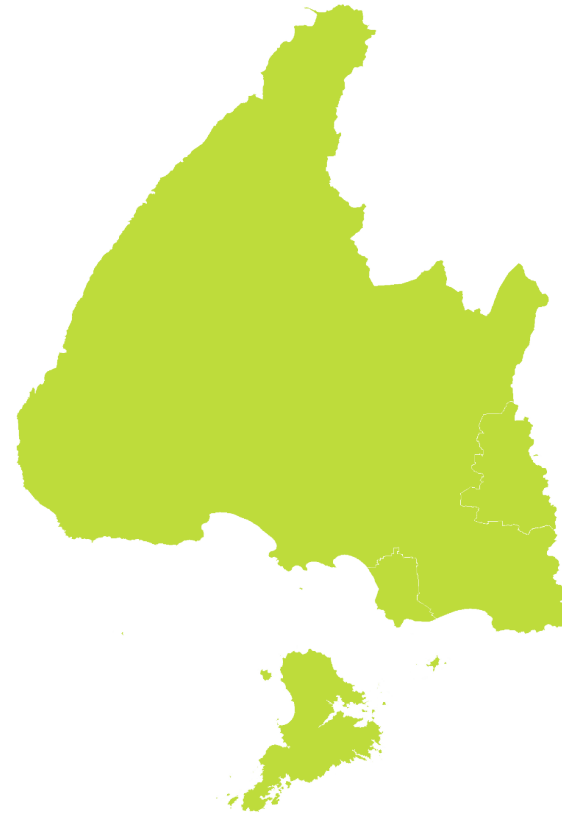


LITTLE OR NO CHANGE NATIONALLY

Last 5 years
2018–23



LITTLE OR NO CHANGE REGIONALLY



LITTLE OR NO CHANGE NATIONALLY

- | | |
|--|---|
| ■ Rapid increase | ■ Shallow decline |
| ■ Moderate increase | ■ Moderate decline |
| ■ Shallow increase | ■ Rapid decline |
| ■ No or little change | |

SOUTHLAND | Starling | Tāringi

How have garden bird counts changed in this region?



Last 10 years
2013–23



SHALLOW DECLINE
REGIONALLY



SHALLOW DECLINE
NATIONALLY



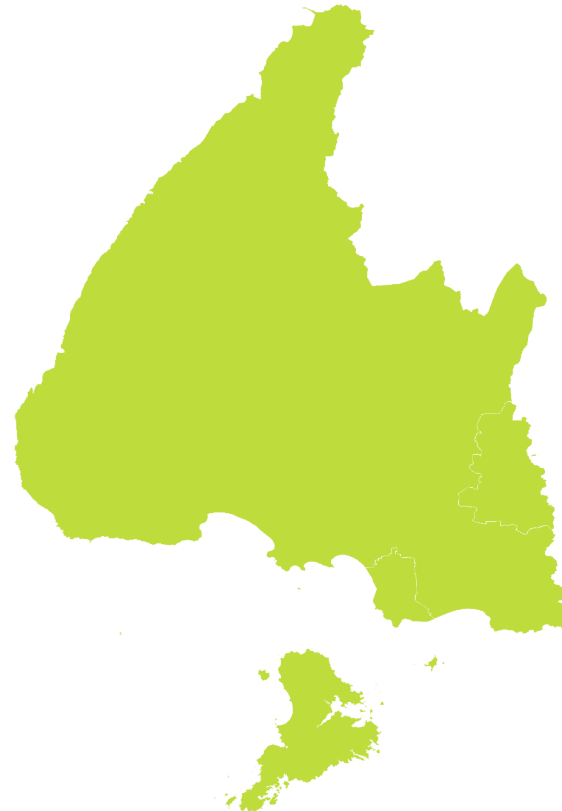
Last 5 years
2018–23



LITTLE OR NO CHANGE
REGIONALLY



LITTLE OR NO CHANGE
NATIONALLY




- | | |
|--|---|
| ■ Rapid increase | ■ Shallow decline |
| ■ Moderate increase | ■ Moderate decline |
| ■ Shallow increase | ■ Rapid decline |
| ■ No or little change | |

SOUTHLAND | Dunnock


How have garden bird counts changed in this region?



Last 10 years
2013–23




SHALLOW DECLINE
REGIONALLY




SHALLOW DECLINE
NATIONALLY



Last 5 years
2018–23




SHALLOW DECLINE
REGIONALLY



SHALLOW DECLINE
NATIONALLY

- | | |
|-----------------------|--------------------|
| ■ Rapid increase | ■ Shallow decline |
| ■ Moderate increase | ■ Moderate decline |
| ■ Shallow increase | ■ Rapid decline |
| ■ No or little change | |



New Zealand
**GARDEN
BIRD
SURVEY**

2024
29 June to 7 July

Visit our webpage to learn more:

<https://gardenbirdsurvey.nz/>

This report should be cited as: Hayman E, Brandt AJ, MacLeod CJ, Howard S, Diprose G, Gormley AM, Spurr EB. 2024.
State of NZ Garden Birds 2023 | Te Āhua o ngā Manu o te Kāri i Aotearoa.
Manaaki Whenua – Landcare Research, Lincoln. ISSN 2744-5267.



**Manaaki
Whenua**
Landcare
Research